ADVANCE COMPONENTS

Heyco® HEYCaps, Nylon Finishing Plugs and Venting Solutions – 2015 –

HEYCO®



HEYCO

CONTENTS

Heyco® Dome Plugs 6-25
Heyco® Thick Panel Dome Plugs 6-26
Heyco® Shorty Plugs 6-27
Heyco® Thin Panel Dome Plugs 6-28
Heyco® Halogen and Phosphorus-Free 94V-0 Hole Plugs 6-29
Heyco® Extra Dome Plugs 6-30
Heyco® Snap-In Metric Dome Plugs 6-30
Heyco® Glossy and Thick Panel Glossy Plugs 6-31
Heyco® Pry Out Plugs - Standard and Prong Finger Designs 6-32
Heyco® Metric Ergonomic Plugs 6-33
Heyco® Insulation Plug 6-33
Heyco® Double D Hole Plugs 6-34
Heyco® Rectangular Blanking and Connector Port Plugs 6-34
Heyco® Window "View Port" Plugs 6-35
Heyco® Shorty and Oval Window "View Port" Plugs 6-36
Heyco® Knock-Out Seals and Thick Panel Knock-Out Seals 6-37
Heyco® V-0 Knock-Out Seals 6-37
Heyco® V-0 Liquid Tight Hole Plugs - Standard 85 and Low 75 Durometer Plugs 6-38
Heyco® Nylon Liquid Tight Threaded Plugs 6-39
HEYCo-molded™ Liquid Tight Break-Thru Plugs 6-40
HEYCap™ D-Subminiature and Electro Miniature Protection Caps 6-41
Heyco® Nylon D-Subminiature Mounting Hole Plugs 6-42
Heyco® IEC-14 Plug 6-42
Heyco® Connector Caps and Plugs 6-43
Heyco® PG and Metric Threaded Plugs - Plastic and Nickel-Plated Brass 6-44
Heyco® Threaded Plugs for Straight Threaded Ports – NPS, SAE and ISO 6-45
Heyco® Push-In Threaded Plugs for SAE and NPT Threaded Ports 6-46
Heyco® TEMPlugs™ for NPT Threaded Ports 6-46
HEYCap™ Tapered Plugs and Caps – NPT & SAE 6-47, 6-48
Heyco® LDPE Sheet Metal Plugs – Recessed and Flushed Head 6-49
HEYCaps™ and Plugs for Round Tubing – Clearance and Ribbed Fit 6-50
Heyco® Plugs for Square Tubing – Clearance and Ribbed Fit 6-51
Heyco® Ergonomic Plugs for Square Tubing – Vinyl 6-52
Heyco® Plugs for Rectangular Tubing – Ribbed Fit 6-52
Heyco® Stock and Custom Colors for Dome Plugs and Shorty Plugs 6-53
Heyco® Vent Plugs and Thick Panel Vent Plugs 6-54
HEYClean™ Filter Insert Vent Plugs 6-55
Heyco® Louvered Plugs 6-56
HEYClean™ Filter Insert Louvered Plugs 6-56
Heyco® Threaded Vent Plugs 6-57
HEYClean™ Liquid Tight Threaded Vent Plugs 6-58
HEYClean™ Liquid Tight Snap-In Vent Plugs 6-58
HEYClean™ Brass Pressure Equalization and Drain Plugs 6-59
HEYClean™ Drain Plug Brass Locknuts 6-59
Heyco® Fan Guards and Fan Guard Rivets 6-60
Heyco® Fan Mounts 6-61
Heyco® Strain Reliever . . . . . Back Cover

HEYCO

What's New...not previously released

New Shorty Plugs (SP 307, SP 390 & SP 687) 6-27

New Thin Panel Dome Plug (SP 512N) 6-28

Thick Panel Halogen and Phosphorus-Free 94 V-0 Plugs 6-29

New Snap-In Metric Dome Plugs
(MDP 13, MDP 22, MDP 28 & MDP 34) 6-30

Pry Out Plugs - Prong Finger Design 6-32

New Rectangular Blanking & Connector Port Plug (RP95-130-1) 6-34

Heyco Nylon Liquid Tight Threaded Plugs - V0 6-39

Heyco Connector Caps and Plugs 6-43

New Plastic PG Threaded Plug (TP PG 42) 6-44

Nickel-Plated Brass PG and Metric Threaded Plugs 6-44

Ask About Heyco® LabKits

Heyco® Hole Plugs LabKit #3

(Part No. 2997)

Use Heyco LabKits!

- Heyco LabKits are perfect for product design departments, experimental labs, and for all prototype work.
- Heyco Kits contain an assortment of our most popular plugs.
- Heyco also offers LabKits for Liquid Tight Cordgrips, Strain Relief Bushings, Bushings, Hardware, Power Components, and Grommets.

HEYCO

- **Close unneeded panel holes and electrical knockouts**.
- Quick and easy installation.
- Convex, matte finish head tapers to thin edge (Except DP-187).
- Multiple sizes for use in .187˝ (4,7 mm) to 6.000˝ (152,4 mm) diameter holes.
- Lock firmly into panel up to .250˝ (6,4 mm) thick.
- Locking fingers in fractional increments up to the maximum panel thickness.
- Approximate Head Thickness: .062˝ (1,6 mm). Thickness may vary.
- For Snap-In Metric Dome Plugs see page 6-30.

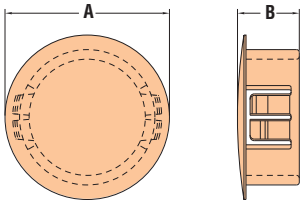

Heyco® Dome Plugs

Mounting Hole Diameter Range: .187˝ (4,7 mm) to 6.000˝ (152,4 mm)

MOUNTING HOLE DIAMETER in.	MOUNTING HOLE DIAMETER mm.	PART NO. Black	PART NO. White	PART NO. Colors xx**	DESCRIPTION	PART DIMENSIONS A Head Diameter in.	PART DIMENSIONS A Head Diameter mm.	PART DIMENSIONS B Overall Height in.	PART DIMENSIONS B Overall Height mm.
Single Locking Step for Panel Thickness up to .062˝ (1,6 mm)									
.187	4,7	**2590**	**2591**	2592xx	DP 187*	.25	6,4	.23	5,9
.250	6,4	**2607** **2603**	**2608** **2604**	2609xx 2605xx	DP 250-040† DP 250	.31	7,9	.31	7,9
.312	7,9	**2613**	**2614**	2615xx	DP 312	.38	9,5		
Multiple Locking Steps for Panel Thickness up to .125˝ (3,2 mm)									
.375	9,5	**2617**	**2618**	2619xx	DP 375	.47	11,9	.41	10,3
.437	11,1	**2633**	**2634**	2635xx	DP 437	.53	13,5		
.500	12,7	**2643**	**2644**	2645xx	DP 500	.56	14,2		
.562	14,3	**2653**	**2654**	2655xx	DP 562	.66	16,7		
.625	15,9	**2663**	**2664**	2665xx	DP 625	.72	18,2		
.687	17,4	**2673**	**2674**	2675xx	DP 687	.78	19,8		
.750	19,1	**2683**	**2684**	2685xx	DP 750	.92	23,4		
.812	20,6	**2693**	**2694**	2695xx	DP 812	.99	25,1		
.875	22,2	**2703**	**2704**	2705xx	DP 875	1.02	25,8	.45	11,5
1.000	25,4	**2713**	**2714**	2715xx	DP 1000	1.20	30,6		
1.093 - 1.125	27,8 - 28,6	**2723**	**2724**	2725xx	DP 1093	1.22	30,9		
1.187	30,1	**2733**	**2734**	2735xx	DP 1187	1.33	33,8		
1.250	31,7	**2740**	**2741**	2742xx	DP 1250	1.38	34,9		
1.375	34,9	**2753**	**2754**	2755xx	DP 1375	1.50	38,1		
1.500	38,1	**2763**	**2764**	2765xx	DP 1500	1.67	42,4		
1.750	44,5	**2773**	**2774**	2775xx	DP 1750	1.92	48,7		
2.000	50,8	**2783**	**2784**	2785xx	DP 2000	2.17	55,1	.47	11,9
Multiple Locking Steps for Panel Thickness up to .250˝ (6,4 mm)									
2.093 - 2.125	53,2 - 54,0	**2403**	**2404**	***	DP 2.093	2.34	59,9	.75	19,1
2.250	57,2	**2411**	**2412**	2413xx	DP 2.25	2.48	63,0	.75	19,1
2.500	63,5	**2790**	**2791**	2792xx	DP 2.5	2.71	68,8		
3.000	76,2	**2455**	**2456**	2457xx	DP 3.0	3.16	80,3	.74	18,8
3.375	85,7	**2482**	**2483**	***	DP 3.375	3.66	92,9	.75	19,1
3.500	88,9	**2464**	**2465**	2466xx	DP 3.5	3.66	92,9		
4.000	101,6	**2473**	**2474**	2475xx	DP 4.0	4.17	105,8	.71	18,0
5.000	127,0	**2451**	**2452**	***	DP 5.0	5.24	133,0	.75	19,1
6.000	152,4	**2453**	**2454**	***	DP 6.0	6.22	157,9	.78	19,8

Standard colors black and white. Consult Heyco for other colors (see below)
*Convex, glossy finish head.
** xx indicates that, following the color match process, Heyco adds a two letter suffix to the Root Part No. shown. This suffix will identify your particular CUSTOM Color selection. Consult Heyco for molded nylon color chips for accurate matching. For details as well as information regarding our Stock Colors, see page 6-53.
***Consult Heyco for root Part No.
† Max panel thickness is .040˝ (1,0 mm)

Quick Specs

Material	Nylon 6/6
Certifications	Recognized under the Component Program of Underwriters' Laboratories File E51579 Certified by the Canadian Standards Association File 8919
Flammability Rating	94V-2
Temperature Range	-40°F (-40°C) to 221°F (105°C)

HEYCO

Heyco® Thick Panel Dome Plugs

Mounting Hole Diameter Range: .375˝ (9,5 mm) to 2.000˝ (50,8 mm)

MOUNTING HOLE DIAMETER in.	MOUNTING HOLE DIAMETER mm.	PART NO. Black	PART NO. White	DESCRIPTION	PART DIMENSIONS A Head Diameter in.	A Head Diameter mm.	B Overall Height in.	B Overall Height mm.
Single Locking Step for Panel Thickness up to .172˝ (4,4 mm)								
.375	9,5	**2624**	**2625**	DPT 375	.47	11,9	.41	10,3
Multiple Locking Steps for Panel Thickness up to .250˝ (6,4 mm)								
.500	12,7	**3004**	**3005**	DPT 500	.57	14,5	.56	14,3
.625	15,9	**3006**	**3007**	DPT 625 *	.73	18,5	.52	13,2
.750	19,1	**3008**	**3009**	DPT 750 *	.92	23,4		
.812	19,6	**2667**	**2668**	DPT 812-500**	1.02	25,9	.88	22,4
.875	22,2	**3044**	**3045**	DPT 875	1.02	25,9	.56	14,3
1.000	25,4	**3046**	**3047**	DPT 1000	1.20	30,5		
1.093 - 1.125	27,8 - 28,6	**3018**	**3019**	DPT 1093	1.22	31,0		
1.187	30,1	**3100**	**3101**	DPT 1187	1.31	33,3		
1.250	31,8	**3102**	**3103**	DPT 1250	1.38	35,1		
1.375	34,9	**3106**	**3107**	DPT 1375	1.50	38,1		
1.500	38,1	**3048**	**3049**	DPT 1500	1.67	42,4		
1.750	44,5	**3027**	**3028**	DPT 1750	1.91	48,5		
2.000	50,8	**3050**	**3051**	DPT 2000	2.17	55,1	.56	14,2

Standard color black. Consult Heyco for other colors.
*Single locking step for panel thickness up to .250˝ (6,4 mm).
**For Panel Thickness from .20˝ (5,1 mm) to .50˝ (12,7 mm). AKA Whistle-free Plug.

- **For use in panels thicker than .125˝ (3,2 mm).**
- Close unneeded panel holes and electrical knock-outs.
- Locking fingers snap into holes with fingertip pressure for quick and easy installation.
- Convex, matte finish head tapers to a thin edge.
- Locking fingers in fractional increments up to the maximum panel thickness.
- Withstand a push back force of 35 pounds.
- Available in multiple sizes for use in .375˝ (9,5 mm) to 2.000˝ (50,8 mm) diameter holes for panel thickness up to .250˝ (6,4 mm).
- Approximate Head Thickness: .062˝ (1,6 mm). Thickness may vary.

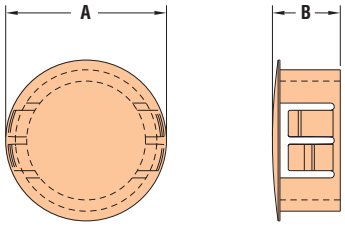

Material	Nylon 6/6
Certifications	Recognized under the Component Program of Underwriters' Laboratories, File E51579 (Thick Panel Dome Plugs only) Certified by Canadian Standards Association, File 8919
Flammability Rating	94V-2
Temperature Range	-40°F (-40°C) to 221°F (105°C)

Quick Specs

HEYCO

Heyco® Shorty Plugs

Single Locking Step for Panel Thickness up to: .062˝ (1,6 mm)
Mounting Hole Diameter Range: .187˝ (4,7 mm) to 1.093˝ (27,8 mm)

- **Limited intrusion .125˝ (3,2 mm) inside the panel**.
- Quick and easy installation.
- Multiple sizes for mounting holes from .187˝ (4,7 mm) to 1.093˝ (27,8 mm).
- Approximate Head Thickness: .062˝ (1,6 mm).
- For Shorty Window Plugs see page 6-36.

	MOUNTING HOLE DIAMETER		PART NO.			DESCRIPTION	PART DIMENSIONS			
							A Head Diameter		B Overall Height	
	in.	mm.	Black	White	Colors xx		in.	mm.	in.	mm.
	.187	4,7	**2590**	**2591**	2592xx	DP 187†	.25	6,4	.23	5,9
	.218	5,5	**1654**	**1655**	1656xx	SP 218	.28	7,1	.25	6,4
	.281	7,1	**1660**	**1661**	1662xx	SP 281	.34	8,7		
NEW!	.307	7,8	**1657**	**1658**	1659xx	SP 307	.37	9,4		
	.312	7,9	**1678**	**1679**	1680xx	SP 312	.38	9,5		
	.343	8,7	**1663**	**1664**	1665xx	SP 343	.41	10,3		
	.375	9,5	**1681**	**1682**	1683xx	SP 375	.47	11,9		
NEW!	.390	9,9	**1708**	**1709**	1710xx	SP 390				
	.406	10,3	**1666**	**1667**	1668xx	SP 406				
	.437	11,1	**1684**	**1685**	1686xx	SP 437	.53	13,5		
	.468	11,9	**1669**	**1670**	1671xx	SP 468				
	.500	12,7	**1687**	**1688**	1689xx	SP 500	.56	14,3		
	.531	13,5	**1672**	**1673**	1674xx	SP 531	.59	15,1		
	.593	15,1	**1675**	**1676**	1677xx	SP 593	.69	17,5		
	.625	15,9	**1690**	**1691**	1692xx	SP 625	.72	18,3		
NEW!	.687	17,4	**1719**	**1720**	1721xx	SP 687	.79	20,1		
	.750	19,0	**1693**	**1694**	1695xx	SP 750	.84	21,4		
	.781	19,8	**1696**	**1697**	1698xx	SP 781	.89	22,6		
	.875	22,2	**1699**	**1700**	1701xx	SP 875	.97	24,6		
	1.000	25,4	**1702**	**1703**	1704xx	SP 1000	1.20	30,5		
	1.093	27,8	**1705**	**1706**	1707xx	SP 1093	1.22	31,0		

Standard colors black or white. Consult Heyco for other colors (see below).
† Convex, glossy finish head.
xx indicates that, following the color match process, Heyco adds a two letter suffix to the Root Part No. shown. This suffix will identify your particular CUSTOM Color selection. Consult Heyco for molded nylon color chips for accurate matching. For details as well as information regarding our Stock Colors, see page 6-53.

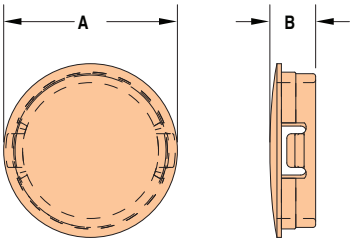

Quick Specs

Material	Nylon 6/6
Certifications	Recognized under the Component Program of Underwriters' Laboratories File E51579
	Certified by the Canadian Standards Association File 8919
Flammability Rating	94V-2
Temperature Range	-40°F (-40°C) to 221°F (105°C)

HEYCO

Heyco® Thin Panel Dome Plugs

Multiple Locking Steps for Panels as Thin as .020″ (0,5 mm)
Mounting Hole Diameter Range: .218″ (5,5 mm) to .875″ (22,2 mm)*

PANEL DIMENSIONS Thickness at Locking Finger Steps in.	mm.	Mounting Hole Diameter* in.	mm.	PART NO. Black	White	DESCRIPTION	PART DIMENSIONS A Head Diameter in.	mm.	B Overall Height in.	mm.
Three Steps to .048″ (1,2 mm) thick										
.020 .032 .048	0,5 0,8 1,2	.218	5,5	**1654N**	**1655N**	SP 218N	.28	7,1	.25	6,4
		.250	6,4	**2607N**	**2608N**	SP 250N	.31	7,9		
		.281	7,1	**1660N**	**1661N**	SP 281N	.34	8,7		
		.312	7,9	**1678N**	**1679N**	SP 312N	.38	9,5		
		.343	8,7	**1663N**	**1664N**	SP 343N	.41	10,3		
		.375	9,5	**1681N**	**1682N**	SP 375N	.47	11,9		
Five Steps to .064″ (1,6 mm) thick										
.020	0,5	.500	12,7	**1687N**	**1688N**	SP 500N	.56	14,3	.25	6,4
.032	0,8	.512	13,0	**1716N**	**1717N**	SP 512N				
.040	1,0	.625	15,9	**1690N**	**1691N**	SP 625N	.72	18,3		
.048	1,2	.750	19,1	**1693N**	**1694N**	SP 750N	.94	23,8		
.064	1,6	.875	22,2	**1699N**	**1700N**	SP 875N	.97	24,6		

Standard color black. Consult Heyco for other colors.
*Consult Heyco for other Mounting Hole Diameters. Our Axcell Rapid Response Team is ready to meet your requirements.

- **Provide a flush, finished fit in panels as thin as .020″ (0,5 mm).**
- Quick and easy installation.
- Multiple sizes for mounting holes from .218″ (5,5 mm) to .875″ (22,2 mm).
- Consult Heyco for other Thin Panel Mounting Hole Diameters.
- Lock firmly in panels up to .064″ (1,6 mm) thick.

NEW!

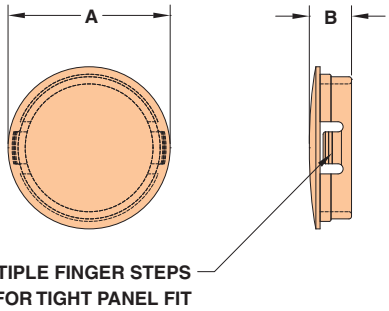

Heyco® Thin Panel versus Shorty Plugs

Choose from Multiple Locking Steps, for the Fit and Finish Your Application Requires

Mounting Hole Diameter in.	mm.	PANEL DIMENSIONS Maximum Thickness Locking Steps inches/millimeters .020 0,5	.032 0,8	.040 1,0	.048 1,2	.064 1,6	PART NO. Black	White	DESCRIPTION
.218	5,5	x	x		x		**1654N**	**1655N**	SP 218N
						x	**1654**	**1655**	SP 218
.250	6,4	x	x		x		**2607N**	**2608N**	SP 250N
.281	7,1	x	x		x		**1660N**	**1661N**	SP 281N
						x	**1660**	**1661**	SP 281
.312	7,9	x	x		x		**1678N**	**1679N**	SP 312N
						x	**1678**	**1679**	SP 312
.343	8,7	x	x		x		**1663N**	**1664N**	SP 343N
						x	**1663**	**1664**	SP 343
.375	9,5	x	x		x		**1681N**	**1682N**	SP 375N
						x	**1681**	**1682**	SP 375
.500	12,7	x	x	x	x	x	**1687N**	**1688N**	SP 500N
						x	**1687**	**1688**	SP 500
.625	12,7	x	x	x	x	x	**1690N**	**1691N**	SP 625N
						x	**1690**	**1691**	SP 625
.750	19,1	x	x	x	x	x	**1693N**	**1694N**	SP 750N
						x	**1693**	**1694**	SP 750
.875	22,2	x	x	x	x	x	**1699N**	**1700N**	SP 875N
						x	**1699**	**1700**	SP 875

Material	Nylon 6/6
Certifications	Recognized under the Component Program of Underwriters' Laboratories, File E51579
	Certified by Canadian Standards Association, File 8919
Flammability Rating	94V-2
Temperature Range	-40°F (-40°C) to 221°F (105°C)

Quick Specs

HEYCO

Heyco® Halogen and Phosphorus-Free 94V-0 Hole Plugs

Heat Stabilized • Self Extinguishing • Nontoxic • UV Resistant

Mounting Hole Diameter Range: .187″ (4,7 mm) to 2.000″ (50,8 mm)

- **Molded from a nylon material which, in the event of a fire, will not burn and will not produce toxic gases.** Also formulated for sunlight resistance. Other Heyco products are available in this material–please consult Heyco.
- Close unneeded panel holes.
- Quick and easy installation.
- Convex, matte finish head tapers to a thin edge (Except HFP-187 glossy finish).
- Lock firmly into panel up to .125″ (3,2 mm) thick.
- Locking fingers in fractional increments up to the maximum panel thickness.
- Approximate Head Thickness: .062″ (1,6 mm). Thickness may vary.
- Multiple sizes for use in .187″ (4,7 mm) to 2.000″ (50,8 mm) diameter holes. Consult Heyco for larger sizes.

MOUNTING HOLE DIAMETER		PART NO.	DESCRIPTION	PART DIMENSIONS			
				A Head Diameter		B Overall Height	
in.	mm.	Black		in.	mm.	in.	mm.
Single Locking Step for Panel Thickness up to .062″ (1,6 mm)							
.187	4,7	**2593**	HFP 187*	.25	6,4	.24	6,1
.250	6,4	**2606**	HFP 250	.31	7,9	.31	7,9
.312	7,9	**2616**	HFP 312	.38	9,5		
Multiple Locking Steps for Panel Thickness up to .125″ (3,2 mm)							
.375	9,5	**2623**	HFP 375	.47	11,9	.41	10,3
.437	11,1	**2636**	HFP 437	.53	13,5		
.500	12,7	**2646**	HFP 500	.58	14,7		
.625	15,9	**2666**	HFP 625	.72	18,2		
.750	19,1	**2686**	HFP 750	.92	23,4		
.875	22,2	**2706**	HFP 875	1.02	25,8	.45	11,5
1.000	25,4	**2716**	HFP 1000	1.20	30,6		
1.093 - 1.125	27,8 - 28,6	**2729**	HFP 1093	1.22	30,9		
1.250	31,7	**2749**	HFP 1250	1.38	34,9		
1.375	34,9	**2759**	HFP 1375	1.50	38,1		
1.500	38,1	**2769**	HFP 1500	1.69	42,8		
1.750	44,5	**2779**	HFP 1750	1.92	48,7		
2.000	50,8	**2789**	HFP 2000	2.17	55,1	.47	11,9
Multiple Locking Steps for Panel Thickness up to .250″ (6,4 mm) — ALL NEW PRODUCTS							
.500	12,7	**3004F**	HFPT 500	.58	14,7	.56	14,3
.625	15,9	**3006F**	HFPT 625 *	.73	18,5	.52	13,2
.750	19,1	**3008F**	HFPT 750 *	.91	23,1		
.875	22,2	**3044F**	HFPT 875	1.02	25,8	.56	14,3
1.000	25,4	**3046F**	HFPT 1000	1.20	30,6		
1.093- 1.125	27,8- 28,6	**3018F**	HFPT 1093	1.22	30,9		
1.250	31,7	**3102F**	HFPT 1250	1.38	34,9		
1.375	34,9	**3106F**	HFPT 1375	1.50	38,1		
1.500	38,1	**3048F**	HFPT 1500	1.67	42,4		
1.750	44,5	**3027F**	HFPT 1750	1.91	48,4		
2.000	50,8	**3050F**	HFPT 2000	2.17	55,1	.58	14,7

Standard color black.
*Convex, glossy finish head.

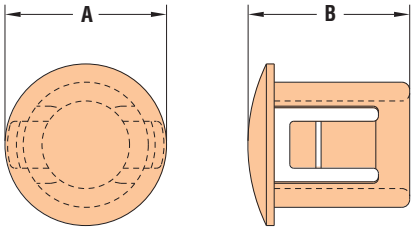

SINGLE PANEL THICKNESS DESIGN

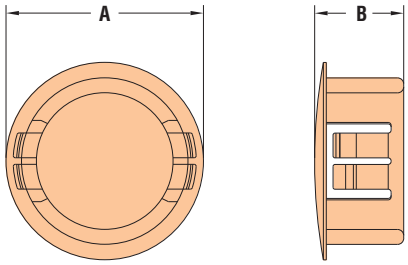

MULTIPLE PANEL THICKNESS DESIGN

Quick Specs

Material	Nylon 6/6
Certifications	Recognized under the Component Program of Underwriters' Laboratories File E51579
	Certified by the Canadian Standards Association File 8919
Flammability Rating	94V-0
Temperature Range	-40°F (-40°C) to 221°F (105°C)

HEYCO

Heyco® Extra Dome Plugs

Multiple Locking Steps for Panel Thickness up to .250˝ (6,4 mm)

MOUNTING HOLE DIAMETER		PART NO.		DESCRIPTION	PART DIMENSIONS					
					A Head Diameter		B Overall Height		C Inside Height	
in.	mm.	Black	White		in.	mm.	in.	mm.	in.	mm.
3.0	76,2	**2442**	**2443**	EDP 3.0	3.22	81,8	1.37	34,8	1.26	32,0
5.0	127,0	**2444**	**2445**	EDP 5.0	5.22	132,6	1.41	35,8	1.31	33,3

Standard colors black. Consult Heyco for other colors.

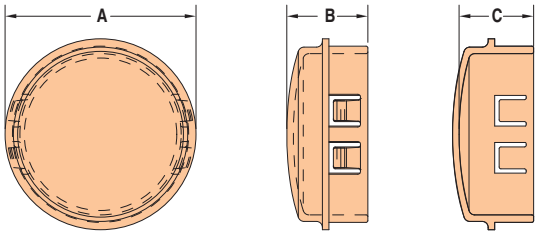

- **Extra dome height** for additional clearance under the top.
- Consult Heyco for additional sizes.
- Lock firmly into panels up to .250˝ (6,4 mm) thick.
- Locking fingers in fractional increments up to the maximum panel thickness.
- Not UL Recognized.

Heyco® Snap-In Metric Dome Plugs

Multiple Locking Steps for Panel Thickness up to 4,1 mm (.162˝)

Mounting Hole Diameter Range: 13,0 mm (.512˝) to 34,2 mm (1.347˝)

	MOUNTING HOLE DIAMETER		PART NO.		DESCRIPTION	PART DIMENSIONS			
						A Head Diameter		B Overall Height	
	mm.	in.	Black	White		mm.	in.	mm.	in.
NEW!	13,0	.512	**2203**	**2204**	MDP 13	14,2	.56		
	16,0	.630	**2128**	**2130**	MDP 16	18,5	.73	10,3	.406
	20,0	.787	**2131**	**2132**	MDP 20	22,6	.89		
NEW!	22,0	.866	**2205**	**2206**	MDP 22	25,9	1.02		
	25,0	.984	**2133**	**2134**	MDP 25	29,8	1.17		
NEW!	28,0	1.102	**2215**	**2216**	MDP 28	31,2	1.23	11,5	.453
	32,0	1.260	**2135**	**2136**	MDP 32	35,3	1.38		
NEW!	34,2	1.347	**2218**	**2219**	MDP 34	38,1	1.50		

Standard color black. Consult Heyco for other colors.

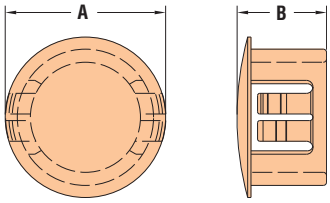

- Multiple sizes for use in **13,0 mm (.512˝) to 34,2 mm (1.347˝) diameter holes**. For other metric sizes, consult Heyco.
- Close unneeded panel holes.
- Quick and easy installation.
- Convex, matte finish head tapers to a thin edge.
- Lock firmly into panel up to 4,1 mm (.162˝) thick.
- Approximate Head Thickness: 1,6 mm (.062˝).
- For **Threaded** Metric Plugs, see page 6-44.
- For our complete range of Dome Plugs, see page 6-25.

Material	Nylon 6/6
Certifications	Recognized under the Component Program of Underwriters' Laboratories, File E51579 (MDP's only) Certified by Canadian Standards Association, File 8919 (MDP's only)
Flammability Rating	94V-2
Temperature Range	-40°F (-40°C) to 221°F (105°C)

Quick Specs

Heyco® Glossy and Thick Panel Glossy Plugs

Mounting Hole Diameter Range: .187″ (4,7 mm) to 2.000″ (50,8 mm)

- **Smooth, glossy head** provides easy glide and shiny finish.
- Close unneeded panel openings.
- Locking fingers snap into holes with fingertip pressure for quick and easy installation.
- Locking fingers in fractional increments up to the maximum panel thickness.
- Multiple sizes for use in .187″ (4,7 mm) to 2.000″ (50,8 mm) diameter holes.
- Lock firmly in panel up to .125″ (3,2 mm) thick. (G parts)
- For use in panels thicker than .125″ (3,2 mm). (GPT parts)
- Withstand a push back force of 35 pounds.

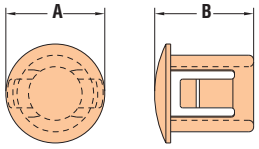

SINGLE PANEL THICKNESS DESIGN

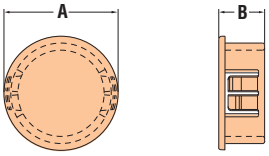

MULTIPLE PANEL THICKNESS DESIGN

MOUNTING HOLE DIAMETER in.	MOUNTING HOLE DIAMETER mm.	PART NO. Black	PART NO. White	DESCRIPTION	PART DIMENSIONS A Head Diameter in.	PART DIMENSIONS A Head Diameter mm.	PART DIMENSIONS B Overall Height in.	PART DIMENSIONS B Overall Height mm.
Single Locking Step for Panel Thickness up to .062″ (1,6 mm)								
.187	4,7	**2590**	**2591**	DP 187*	.25	6,4	.23	5,9
.250	6,4	**2600**	**2601**	G 250	.31	7,9	.31	7,9
.312	7,9	**2610**	**2611**	G 312	.38	9,5		
Multiple Locking Steps for Panel Thickness up to .125″ (3,2 mm)								
.375	9,5	**2620**	**2621**	G 375	.47	11,9	.41	10,3
.437	11,1	**2630**	**2631**	G 437	.53	13,5		
.500	12,7	**2640**	**2641**	G 500	.56	14,3		
.562	14,3	**2650**	**2651**	G 562	.66	16,7		
.625	15,9	**2660**	**2661**	G 625	.73	18,6		
.750	19,1	**2680**	**2681**	G 750	.86	21,8		
.875	22,2	**2700**	**2701**	G 875	.95	24,2	.45	11,5
1.000	25,4	**2710**	**2711**	G 1000	1.13	28,6		
1.093 - 1.125	27,8 - 28,6	**2720**	**2721**	G 1093	1.22	30,9		
1.187	30,1	**2730**	**2731**	G 1187	1.31	33,3		
1.375	34,9	**2760**	**2761**	G 1375	1.49	37,7		
1.500	38,1	**2770**	**2771**	G 1500	1.61	40,8		
1.750	44,4	**2780**	**2781**	G 1750	1.88	47,6		
2.000	50,8	**2795**	**2796**	G 2000	2.13	54,8		
Multiple Locking Steps for Panel Thickness up to .250″ (6,4 mm)								
.500	12,7	**2430**	**2431**	GPT 500	.56	14,3	.56	14,3
.625	15,9	**3134**	**3135**	GPT 625**	.72	18,3	.52	13,1
.750	19,1	**3136**	**3137**	GPT 750**	.85	21,6		
.875	22,2	**3138**	**3139**	GPT 875	.95	24,2	.56	14,3
1.000	25,4	**3140**	**3141**	GPT 1000	1.13	28,6		
1.093 - 1.125	27,8 - 28,6	**3142**	**3143**	GPT 1093	1.22	30,9		
1.187	30,1	**3144**	**3145**	GPT 1187	1.31	33,3		
1.375	34,9	**2432**	**2433**	GPT 1375	1.49	37,7		
1.500	38,1	**2428**	**2429**	GPT 1500	1.61	40,8		
1.750	44,4	**2436**	**2437**	GPT 1750	1.88	47,6		
2.000	50,8	**2438**	**2439**	GPT 2000	2.16	54,8		

Standard color black. Consult Heyco for other colors.
*Convex, glossy finished head tapers to a thin edge.
** Single locking steps for Panel Thickness up to .250″ (6,4 mm)

Quick Specs

Material	Nylon 6/6
Certifications	Recognized under the Component Program of Underwriters' Laboratories, File E51579 Certified by Canadian Standards Association, File 8919
Flammability Rating	94V-2
Temperature Range	-40°F (-40°C) to 221°F (105°C)

HEYCO

Heyco® Pry Out Plugs

Standard Finger Design

Mounting Hole Diameter Range: .250˝ (6,4 mm) to 2.500˝ (63,5 mm)

MOUNTING HOLE DIAMETER in.	MOUNTING HOLE DIAMETER mm.	PART NO. Black	PART NO. White	DESCRIPTION	PART DIMENSIONS A Head Diameter in.	PART DIMENSIONS A Head Diameter mm.	PART DIMENSIONS B Overall Height in.	PART DIMENSIONS B Overall Height mm.
Clearance Fit for Panel Thickness up to .156˝ (4,0 mm)								
.250	6,4	**3053**	**3054**	POP 250	.42	10,7	.33	8,3
Clearance Fit for Panel Thickness up to .172˝ (4,4 mm)								
.312	7,9	**3056**	**3057**	POP 312	.51	12,9	.41	10,4
.375	9,5	**3059**	**3060**	POP 375	.58	14,7		
.437	11,1	**3062**	**3063**	POP 437	.61	15,5		
.500	12,7	**3065**	**3066**	POP 500	.67	17,0		
.562	14,3	**3068**	**3069**	POP 562	.73	18,6		
.625	15,9	**3071**	**3072**	POP 625	.80	20,2		
.687	17,4	**3074**	**3075**	POP 687	.89	22,6		
.750	19,0	**3077**	**3078**	POP 750	.97	24,6		
.812	20,6	**3080**	**3081**	POP 812	1.03	26,2		
.875	22,2	**3083**	**3084**	POP 875	1.08	27,4		
1.000	25,4	**3086**	**3087**	POP 1000	1.22	30,9		
1.093	27,8	**3089**	**3090**	POP 1093	1.30	32,9		
1.187	30,1	**3092**	**3093**	POP 1187	1.41	35,7		
1.250	31,8	**3095**	**3096**	POP 1250	1.45	36,9		
1.375	34,9	**3098**	**3099**	POP 1375	1.58	40,1	.45	11,5
Clearance Fit for Panel Thickness up to .250˝ (6,4 mm)								
1.500	38,1	**3124**	**3125**	POP 1500	1.72	43,6	.45	11,5
1.750	44,5	**2973**	**2974**	POP 1750	1.98	50,3	.48	12,2
2.000	50,8	**2798**	**2799**	POP 2000	2.22	56,4	.48	
2.500	63,5	**2975**	**2976**	POP 2.5	2.69	68,4	.74	18,8

Standard color black. Consult Heyco for other colors.

- **POP in closures** for pipe and tubing ends.
- Retaining fingers without locking steps provide friction fit and allow removal of plug.
- Bumper protection.
- Flat, matte finish head.
- Multiple sizes for use in .250˝ (6,4 mm) to 2.500˝ (63,5 mm) diameter holes for panel thickness up to .250˝ (6,4 mm).
- Approximate Head Thickness: .062˝ (1,6 mm).

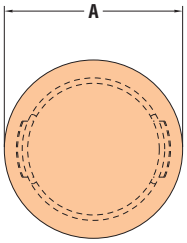

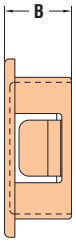

Prong Finger Design

ALL NEW PRODUCTS!

Mounting Hole Diameter Range: .187˝ (4,7 mm) to .375˝ (9,5 mm)

WILL FIT THESE PANELS: MOUNTING HOLE DIAMETER Minimum in.	Minimum mm.	Maximum in.	Maximum mm.	THICKNESS RANGE Minimum in.	Minimum mm.	Maximum in.	Maximum mm.	PART NO. Black	PART NO. Natural	DESCRIPTION	HEAD STYLE	PART DIMENSIONS A Head Diameter in.	A mm.	B Overall Height in.	B mm.
Clearance Fit for Panel Thickness Ranges Shown															
.187	4,7	.192	4,9	.031	0,8	.062	1,6	**12170**	**12171**	PPL 187	Glossy	.35	8,9	.18	4,6
.313	8,0	.318	8,1	.047	1,2	.156	4,0	**12178**	**12179**	PPL 313	Dome	.58	14,7	.41	10,4
.375	9,5	.380	9,7	.093	2,4	.312	7,9	**12182**	**12183**	PPL 375	Glossy	.19	12,4	.53	13,5

Standard color black and natural.

- Flexible and tapered prongs on plug will snugly lock in place with fingertip pressure, but can be removed & reused.
- Durable and non-conductive.
- Excellent dust protection for electronic equipment.
- Abrasion and vibration resistant.
- May be used as temporary or permanent hole plugs.
- Function as feet on small appliances.
- May be used to close tube ends.

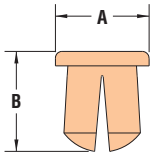

Material	Nylon 6/6
Certifications	Recognized under the Component Program of Underwriters' Laboratories, File E51579 (POP Plugs only) Certified by the Canadian Standards Association, File 8919 (POP Plugs only)
Flammability Rating	94V-2
Temperature Range	-40°F (-40°C) to 221°F (105°C) (POP Plugs only) 32°F (0°C) to 185°F (85°C) (PPL Plugs only)

HEYCO

Heyco® Metric Ergonomic Plugs

For Panel Thickness from 0,8 mm (.03˝) to 2,0 mm (.08˝)
Mounting Hole Diameter Range: 14,5 mm (.57˝) to 34,0 mm (1.34˝)

- **Close unneeded sheet metal panel holes, *ergonomically*.**
- Flush button head style.
- Quick, easy installation; quick, easy removal, too.
- Heyco Metric Ergonomic Plugs offer greater versatility because their pliable nature allows one plug size to fit a variety of different sized holes.
- Available in multiple sizes from 14,5 mm (.57˝) through 34,0 mm (1.34˝) diameter holes.

MOUNTING HOLE DIAMETER NOMINAL	DIAMETER RANGE		PART NO.	DESCRIPTION	PART DIMENSIONS A Head Diameter		B Bottom Diameter		C Overall Height	
mm.	mm.	in.	Black		mm.	in.	mm.	in.	mm.	in.
15	14,5 - 16,0	.57 -.63	**9690**	SMP E-M15	25,0	.98	18,0	.71	7,8	.31
17	15,2 - 18,0	.65 -.71	**9691**	SMP E-M17	28,0	1.10	20,3	.80		
19	18,5 - 20,0	.73 -.79	**9692**	SMP E-M19	30,2	1.19	22,5	.89		
21	20,5 - 22,0	.81 -.87	**9693**	SMP E-M21	32,0	1.26	24,3	.96		
23	22,5 - 24,0	.87 -.95	**9694**	SMP E-M23	34,0	1.34	26,4	1.04		
25	24,5 - 26,0	.97 -1.02	**9695**	SMP E-M25	35,0	1.38	28,0	1.10		
27	26,5 - 28,0	1.04 -1.10	**9696**	SMP E-M27	38,0	1.50	30,3	1.19		
29	28,5 - 30,0	1.12 -1.18	**9697**	SMP E-M29	40,0	1.58	32,3	1.27		
31	30,5 - 32,0	1.20 -1.26	**9698**	SMP E-M31	42,0	1.65	34,3	1.35		
33	32,5 - 34,0	1.28 -1.34	**9699**	SMP E-M33	44,0	1.73	36,3	1.43		

Standard color black.

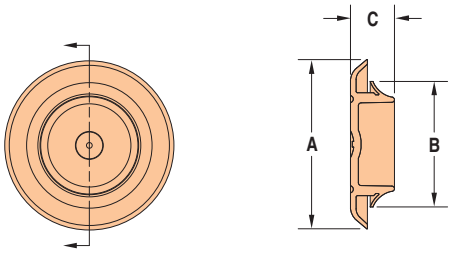

Heyco® Insulation Plug

No Maximum Panel Thickness

- **Closes cavity-fill insulation holes in wood and other type siding.**
- Fills holes in surfaces of unspecified thickness including cabinetry, furniture, display cases– even masonry.
- Convex, matte finish head blends with various surfaces.
- Quick and easy installation with fingertip pressure (no tool required).
- Holds securely in hole.

MOUNTING HOLE DIAMETER		PART NO.		DESCRIPTION	PART DIMENSIONS A Head Diameter		B Overall Height	
in.	mm.	Black	White		in.	mm.	in.	mm.
1.000	25,4	**3149**	**3150**	IPW 1	1.23	31,3	.69	17,5

Standard color black. Consult Heyco for other colors.

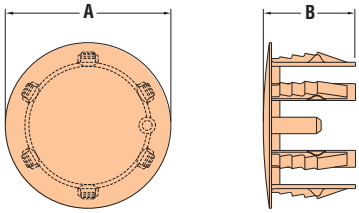

Quick Specs

Material	SMP E	Flex Temp (Thermoplastic Rubber)
Material	IPW	Nylon 6/6
Flammability Rating		94V-2
Temperature Range	(Both) -40°F (-40°C) to 221°F (105°C)	

HEYCO

Heyco® Double D Hole Plugs

For Mounting Holes with Flats
Multiple Locking Steps for Panel Thickness up to .125″ (3,2 mm)

PANEL DIMENSIONS C Mounting Hole Dia. in.	mm.	D To Prevent Rotation in.	mm.	PART NO. Black	White	DESCRIPTION	PART DIMENSIONS A Head Diameter in.	mm.	B Overall Height in.	mm.
.375	9,5	.345	8,8	**2617**	**2618**	DP 375*	.47	11,9	.41	10,3
.437	11,1	.390	9,9	**2488**	**2489**	DD 437-390	.53	13,5		
.500	12,7	.445	11,3	**2491**	**2492**	DD 500-445	.55	14,7		
.562	14,3	.530	13,5	**2494**	**2495**	DD 562-530	.66	16,7		
.625	15,9	.550	14,0	**2497**	**2498**	DD 625-550	.73	18,5		
.750	19,1	.625	15,9	**2503**	**2504**	DD 750-625	.92	23,4		
.875	22,2	.770	19,5	**2509**	**2510**	DD 875-770	1.02	25,8	.45	11,5
				2511	**–**	DD 875-770-9**	.94	23,8		
1.109	28,2	1.000	25,4	**2717**	**2718**	DD 1109-1000	1.22	30,9		
2.000	50,8	1.875	47,6	**2959**	**2963**	DD 2000-1875	2.17	55,1	.48	12,1

Standard colors black and white. Consult Heyco for other colors.
*On installation, DP 375 Locking Fingers must be aligned with Mounting Hole Flats.
**Smaller than standard Head Diameter, for clearance situations.

- **Close unwanted Strain Relief mounting holes** or other double faced or Double D holes punched or molded with two opposing flats.
- Convex, matte finish head tapers to a thin edge.
- Quick and easy installation.
- Lock firmly in panels up to .125″ (3,2 mm) thick.
- Locking fingers in fractional increments up to the maximum panel thickness.
- Approximate Head Thickness: .062″ (1,6 mm). Thickness may vary.

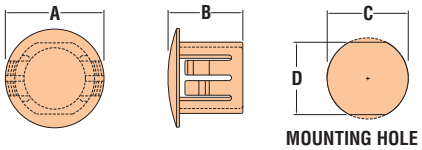

DD Series

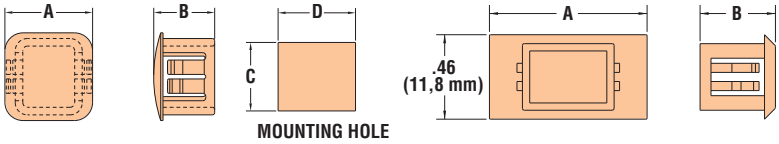

RP Series

3299, 3388, 3389

Heyco® Rectangular Blanking & Connector Port Plugs

Multiple Locking Steps for Various Panel Thicknesses

PANEL DIMENSIONS Maximum Thickness in.	mm.	Mounting Hole C Length in.	mm.	D Width in.	mm.	PART NO. Black	DESCRIPTION	PART DIMENSIONS A Head Dimensions in.	mm.	B Overall Height in.	mm.
.04	1,0	.27	6,9	.29	7,4	**2512**	RP 69-74*	.37 x .37	9,4 x 9,4	.33	8,4
.14	3,5	.37	9,5	.51	13,0	**3299**	RP 95-130-1**	.63	16,0	.41	10,5
						3388	RP 95-130**	.46 x .87	11,8 x 22		
				1.02	26,0	**3389**	RP 95-260**	.46 x 1.38	11,8 x 35		
.10	2,5	.45	11,5	.51	13,9	**1890**	RP 115-139	.58 x .58	14,7 x 14,7	.40	10,2
.16	4,0	.69	17,5	.69	17,5	**1892**	RP 175-175	.83 x .83	21,1 x 21,1	.47	11,9

Standard color black. Consult Heyco for other colors. *Single locking step for Panel Thickness up to .04″ (1,0 mm).
** Connector port sizes.

- Blank unused rectangular panel holes.
- **PN 1890** - UR Recognized under the Component Program of Underwriters' Laboratories File E15331.
- **PN 1892** - UR Recognized under the Component Program of Underwriters' Laboratories File E51579 and CSA Certified by the Canadian Standards Association File 8919.

NEW!

Material	Nylon 6/6
Certifications	Recognized under the Component Program of Underwriter Laboratories File E51579 (DD only)
Flammability Rating	94V-2
Temperature Range	-40°F (-40°C) to 221°F (105°C)

Quick Specs

HEYCO

- Molded of **transparent** polycarbonate for internal viewing or light transmission.
- Snap into mounting holes with fingertip pressure–no tools required.
- Multiple sizes for use in .187˝ (4,7 mm) to 2.000˝ (50,8 mm) diameter holes.
- Lock firmly into panel up to .125˝ (3,2 mm) thick.
- Locking fingers in fractional increments up to the maximum panel thickness.
- Approximate Head Thickness: .062˝ (1,6 mm). Thickness may vary.
- **Available in a variety of tints –consult Heyco.**

Heyco® Window "View Port" Plugs

Consult Heyco for Window Tints Other Than Clear

Mounting Hole Diameter Range: .187˝ (4,7 mm) to 2.000˝ (50,8 mm)

MOUNTING HOLE DIAMETER in.	MOUNTING HOLE DIAMETER mm.	PART NO. Clear*	DESCRIPTION	PART DIMENSIONS A Head Diameter in.	A Head Diameter mm.	B Overall Height in.	B Overall Height mm.
Single Locking Step for Panel Thickness up to .062˝ (1,6 mm)							
.187	4,7	**1300**	WP 187	.25	6,4	.23	5,9
.250	6,4	**1301**	WP 250	.31	7,9	.31	7,9
.312	7,9	**1302**	WP 312	.38	9,5		
Multiple Locking Steps for Panel Thickness up to .125˝ (3,2 mm)							
.375	9,5	**1303**	WP 375	.47	11,9	.41	10,3
.437	11,1	**1304**	WP 437	.53	13,5		
.500	12,7	**1305**	WP 500	.56	14,3		
.625	15,9	**1307**	WP 625	.73	18,6		
.760	19,3	**1309**	WP 750	.86	21,8		
.875	22,2	**1311**	WP 875	.95	24,2	.45	11,5
1.000	25,4	**1312**	WP 1000	1.13	28,6		
1.093 - 1.125	27,8 - 28,6	**1313**	WP 1093	1.22	30,9		
1.375	34,9	**1314**	WP 1375	1.50	38,1		
1.500	38,1	**1316**	WP 1500	1.62	41,2		
1.750	44,5	**1318**	WP 1750	1.88	47,6		
2.000	50,8	**1319**	WP 2000	2.16	54,8		

*Consult Heyco for Window Plugs in tinted colors.

Infrared Window Plug

Blue Transparent Window Plug

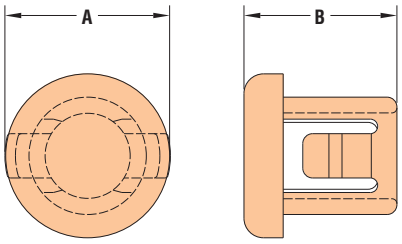

SINGLE PANEL THICKNESS DESIGN

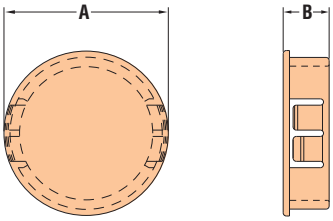

MULTIPLE PANEL THICKNESS DESIGN

Quick Specs

Material	Polycarbonate
Flammability Rating	94V-2
Temperature Range	-40°F (-40°C) to 239°F (115°C)

HEYCO

Heyco® Shorty Window "View Port" Plugs

Single Locking Step for Panel Thickness up to .062˝ (1,6 mm)
Mounting Hole Diameter Range: .510˝ (13,0 mm) to 1.010˝ (25,7 mm)

MOUNTING HOLE DIAMETER in.	MOUNTING HOLE DIAMETER mm.	PART NO. Clear*	DESCRIPTION	PART DIMENSIONS A Head Diameter in.	A Head Diameter mm.	B Overall Height in.	B Overall Height mm.
.510	13,0	**1292**	SWP 510	.56	14,3	.25	6,4
.635	16,1	**1293**	SWP 635	.73	18,6		
.760	19,3	**1294**	SWP 760	.86	21,8		
.885	22,5	**1295**	SWP 885	.95	24,2		
		1295AA	**SWP 885 Infrared***				
1.010	25,7	**1296**	SWP 1010	1.13	28,6		

*Consult Heyco for Shorty Window Plugs in tinted colors.

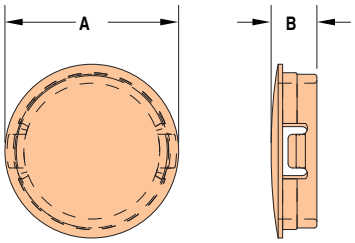

- Lock firmly into panels up to .062˝ (1,6 mm) thick, with **limited intrusion** inside the panel.
- Molded of transparent polycarbonate for internal viewing or light transmission.
- Snap into mounting holes with fingertip pressure–no tools required.
- Locking fingers in fractional increments up to the maximum panel thickness.
- Multiple sizes for use in .510˝ (13,0 mm) to 1.010˝ (25,7 mm) diameter holes.
- Flammability Rating 94V-2.
- **Available in a variety of tints –consult Heyco.**

Heyco® Oval Window "View Port" Plug

Multiple Locking Steps for Panel Thickness up to .125˝ (3,2 mm)

MOUNTING HOLE DIAMETER in.	MOUNTING HOLE DIAMETER mm.	PART NO. Clear*	DESCRIPTION	PART DIMENSIONS Head Diameter in.	Head Diameter mm.	Overall Height in.	Overall Height mm.
see schematic		**1299**	OWP 875-2000	2.13 - 1.01	54,4 - 26,6	.46	11,7

*Consult Heyco for Oval Window Plugs in tinted colors.

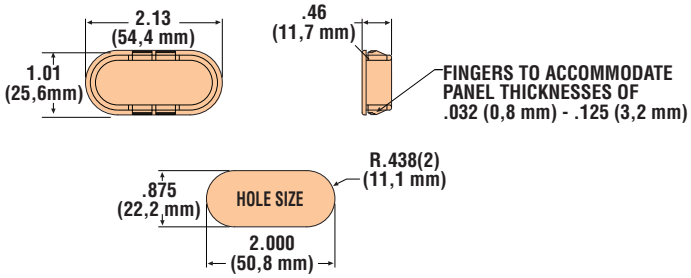

- **Large viewing window** for internal components.
- Locking fingers in fractional increments up to the maximum panel thickness.

Consult Heyco for Window Tints Other Than Clear

Material	Polycarbonate
Flammability Rating	94V-2
Temperature Range	-40°F (-40°C) to 239°F (115°C)

Quick Specs

HEYCO

Heyco® Knock-Out Seals and Thick Panel Knock-Out Seals

Mounting Hole Diameter Range: 1/2″ to 2″ Electrical Knock-outs (.875″ to 2.500″ nominal)

- **Plug electrical knock-outs**.
- Molded in silver gray color to resemble galvanized steel.
- Install quickly with fingertip pressure (no tool required).
- Economical.
- Multiple trade sizes fit 1/2″ to 2″ knock-out holes.
- Lock firmly in boxes up to 1/8″ thick, except for Part Number 4002 (KOS 2) and Thick Panel Knock-Out Seals (KOST's) which lock firmly in boxes up to 1/4″ thick.
- Locking fingers in fractional increments up to the maximum panel thickness.
- Approximate Head Thickness: .062″ (1,6 mm). Thickness may vary.
- To adapt a Knock-Out to accept a Heyco Strain Relief, see page 4-37 for Knock-Out Adapters in the Heyco Catalog.

MOUNTING HOLE DIAMETER		TRADE SIZE	PART NO. Silver Gray	DESCRIPTION	PART DIMENSIONS A Head Diameter		B Overall Height	
in.	mm.				in.	mm.	in.	mm.
Multiple Locking Steps for Panel Thickness up to .125″ (3,2 mm)								
.875	22,2	**1/2**	**3997**	KOS 1/2	1.02	25,8		
1.093	27,8	**3/4**	**3998**	KOS 3/4	1.22	31,0		
1.375	34,9	**1**	**3999**	KOS 1	1.50	38,1	.45	11,5
1.750	44,5	**1-1/4**	**4000**	KOS 1-1/4	1.91	48,4		
2.000	50,8	**1-1/2**	**4001**	KOS 1-1/2	2.16	54,9		
Multiple Locking Steps for Panel Thickness up to .250″ (6,4 mm)								
.875	22,2	**1/2**	**3991**	KOST 1/2	1.02	25,8		
1.093	27,8	**3/4**	**3992**	KOST 3/4	1.22	31,0	.56	14,3
1.375	34,9	**1**	**3993**	KOST 1	1.50	38,1		
1.750	44,5	**1-1/4**	**3994**	KOST 1-1/4	1.91	48,4		
2.000	50,8	**1-1/2**	**3995**	KOST 1-1/2	2.16	54,9	.58	14,7
2.500	63,5	**2**	**4002**	KOS 2	2.73	69,3	.75	19,1

Standard color silver gray.

Heyco® V-0 Knock-Out Seals

Multiple Locking Steps for Panel Thickness up to .125″ (3,2 mm)
Mounting Hole Diameter Range: 1/2″ to 1-1/2″ Electrical Knock-outs (.875″ to 2.000″ nominal)

- **Molded from a nylon material which, in the event of a fire, will not burn and will not produce toxic gases**. Also formulated for sunlight resistance.

MOUNTING HOLE DIAMETER		TRADE SIZE	PART NO. Black	DESCRIPTION	PART DIMENSIONS A Head Diameter		B Overall Height	
in.	mm.				in.	mm.	in.	mm.
.875	22,2	**1/2**	**2706**	HFP 875	1.02	25,8		
1.093	27,8	**3/4**	**2729**	HFP 1093	1.22	31,0		
1.375	34,9	**1**	**2759**	HFP 1375	1.50	38,1	.45	11,5
1.750	44,5	**1-1/4**	**2779**	HFP 1750	1.91	48,4		
2.000	50,8	**1-1/2**	**2789**	HFP 2000	2.16	54,9		

Standard color black.

Quick Specs

Material	Nylon 6/6
Certifications	Recognized under the Component Program of Underwriters' Laboratories, File E51579 Certified by Canadian Standards Association, File 8919
Flammability Rating	KOS: 94V-2, HFP 94V-0
Temperature Range	-40°F (-40°C) to 221°F (105°C)

HEYCO

Heyco® V-0 Liquid Tight Hole Plugs
Standard 85 Durometer Plugs

Maximum Panel Thickness .125″ (3,2 mm)
Mounting Hole Diameter Range: .500″ (12,7 mm) to 1.375″ (34,9 mm)

MOUNTING HOLE DIAMETER		PART NO.	DESCRIPTION	UL or RU	PART DIMENSIONS					
					A Head Diameter		B Overall Height		C Head Thickness	
in.	mm.	Black			in.	mm.	in.	mm.	in.	mm.
.500	12,7	**3830**	KOS LT 500	RU	.91	23,1	.45	11,4	.29	7,4
.625	15,9	**3834**	KOS LT 625	RU	1.03	26,2	.47	11,9	.31	7,9
.750	19,1	**3831**	KOS LT 750	RU	1.15	29,2	.51	13,0	.35	8,9
.875	22,2	**3833**	KOS LT 1/2	UL	1.23	32,5	.50	13,5	.36	9,1
1.000	25,4	**3832**	KOS LT 1000	RU	1.41	35,8	.56	14,2	.40	10,2
1.093	27,8	**3835**	KOS LT 3/4	UL	1.53	38,6	.55	14,0		
1.375	34,9	**3837**	KOS LT 1	UL	1.78	45,2	.57	14,5	.42	10,7

Available in black only.

- **Oil tight, rain tight, submersible**.
- UL certified for outdoor applications.
- V0 Flammability rating.
- Install with fingertip pressure (no tool required).
- Multiple nominal sizes fit .500″ (12,7 mm) to 1.000″ (25,4 mm) true size mounting holes.
- Three trade sizes fit 1/2″ to 1″ knock-out holes.
- Lock firmly in boxes from .030″ (0,8 mm) to .125″ (3,2 mm) thick.
- True sizes are UL recognized under Underwriters' Laboratories File E51579 and CSA certified by Canadian Standard Association File 8919.
- Trade sizes are UL listed under Underwriters' Laboratories File E51579 and CSA certified by Canadian Standard Association File 081067C. **Now certified for NEMA 4 and 4X applications**.

Low 75 Durometer Plugs

Maximum Panel Thickness .125″ (3,2 mm)
Mounting Hole Diameter Range: .875″ (22,2 mm) to 1.375″ (34,9 mm)

MOUNTING HOLE DIAMETER*		PART NO.		DESCRIPTION	UL or RU	PART DIMENSIONS*					
						A Head Diameter		B Overall Height		C Head Thickness	
in.	mm.	Black	Gray			in.	mm.	in.	mm.	in.	mm.
.875	22,2	**3833FN**	**3833FP**	KOS LT 1/2 LD	UL	1.23	32,5	.53	13,5	.36	9,1
1.093	27,8	**3835FN**	**3835FP**	KOS LT 3/4 LD	UL	1.53	38,6	.55	14,0	.40	10,2
1.375	34,9	**3837FN**	**3837FP**	KOS LT 1 LD	UL	1.80	45,2	.56	14,3	.42	10,7

Standard colors black and gray.
*Consult Heyco for other Liquid Tight Hole Plug sizes in Low Durometer material.

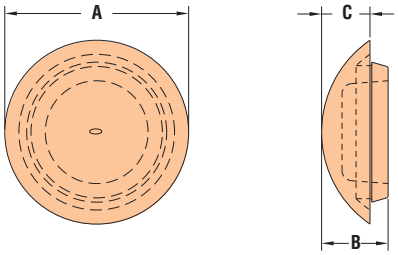

Material	85 Durometer		TPE-Hardness 85 Shore A
	75 Durometer		TPE-Hardness 75 Shore A
Certifications	Trade Sizes (1/2, 3/4, 1)	UL	Listed under Underwriters' Laboratories File E51579
		SP	Certified by Canadian Standard Association File 081067C
	True Sizes	RU	Recognized under Underwriters' Laboratories File E51579
	(all others)	SP	Certified by Canadian Standard Association File 8919
Flammability Rating			94V-0
Temperature Range			-81°F (-60°C) to 275°F (135°C)

Quick Specs

HEYCO

Heyco® Nylon Liquid Tight Threaded Plugs

Liquid Tight, with Integral Sealing Ring
Hex Head with Slot

NO O-RING REQUIRED!

- **Integral sealing ring** ensures a superior seal at mounting hole location, every time.
- IP 68 Rated.
- Provide a liquid-tight seal up to 70 psi.
- UL Rated for Type NEMA 3R, 4 and 4X applications.
- Threaded plugs for hydraulic and pneumatic applications.
- Seal threaded openings and protect against contamination and moisture.
- Lower cost option over brass or steel plugs.
- Non-corrosive–resist salt water, weak acids, gasoline, alcohol, oil, grease, and common solvents.
- Resist oil and heat up to 221°F (105°C).
- Approximate Head Thickness: .21˝ (5,3 mm). Thickness may vary.
- Hex shaped head with slot for wrench or screwdriver installation.
- Electrically non-conductive Nylon 6/6.

THREAD TYPE/SIZE	PART NO. Black	PART NO. Gray	PART NO. NEW! V-0 Black	DESCRIPTION	PART DIMENSIONS A Wrenching Flats in.	A mm.	B Overall Length in.	B mm.
NPT								
NPT 1/4	**3544B**	**3544**	-	LTTP NPT 1/4	.63	16,0	.66	16,8
NPT 3/8	**3545B**	**3545**	-	LTTP NPT 3/8	.83	21,0	.69	17,5
NPT 1/2	**3546B**	**3546**	**V3546***	LTTP NPT 1/2	.98	24,9	.81	20,6
NPT 3/4	**3547B**	**3547**	**V3547***	LTTP NPT 3/4	1.29	32,8	.86	21,8
NPT 1*	**3548B**	**3548**	**V3548**	LTTP NPT 1	1.74	44,2	1.05	26,7
NPT 1-1/4*	**3549B**	**3549**	**V3549**	LTTP NPT 1-1/4	2.06	52,3	1.08	27,4
PG - for PG Thread Specifications, see page 3-49								
PG 7	**3574B**	**3574**	-	LTTP PG 7	.63	16,0	.53	13,5
PG 9	**3575B**	**3575**	-	LTTP PG 9	.83	21,0		
PG 13.5	**3576B**	**3576**	-	LTTP PG 13.5	.98	24,9	.62	15,8
PG 21	**3401B**	**3401**	-	LTTP PG 21	1.29	32,8	.68	17,3
PG 29*	**3578B**	**3578**	-	LTTP PG 29	1.74	44,2	.87	22,1
PG 36*	**3579B**	**3579**	-	LTTP PG 36	2.06	52,3	.78	19,8
Metric								
M12	**3582B**	**3582**	-	LTTP M12	.63	16,0	.53	13,5
M16	**3583B**	**3583**	-	LTTP M16	.83	21,1		
M20	**3584B**	**3584**	-	LTTP M20	.98	24,9	.62	15,8
M32*	**3586B**	**3586**	-	LTTP M32	1.74	44,2	.87	22,1
M40*	**3587B**	**3587**	-	LTTP M40	2.06	52,3	.78	19,8

Standard color black. Consult Heyco for other colors.
*Not cURus.

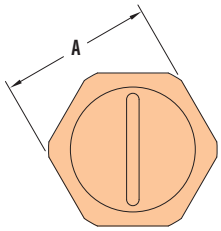

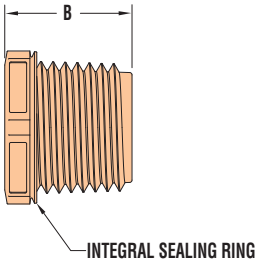

Quick Specs

Material	Nylon 6/6
Certifications	c UL us Recognized under the Component Program of Underwriters' Laboratories, File E330194 to both Canadian and U.S. Requirements
Flammability Rating	94V-2
Temperature Range	-40°F (-40°C) to 221°F (105°C)
IP Rating	IP 68 (70 PSI, 5 BAR)

HEYCO

Consult Heyco for Colors Other Than Black

HEYCo-molded™ Liquid Tight Break-Thru Plugs

Mounting Hole Diameter Range: .500˝ (12,7 mm) to 1.500˝ (38,1 mm)*

PANEL DIMENSIONS Thickness at Locking Finger Steps in.	mm.	Mounting Hole Diameter* in.	mm.	CABLE DIAMETER RANGE in.	mm.	PART NO. Black	DESCRIPTION	PART DIMENSIONS A Head Diameter in.	mm.	B Overall Height in.	mm.
For Panels up to .063˝ (1,6 mm) Thick											
.020	0,5	.500	12,7	.080 - .200	2,0 - 5,1	**C2008**	LTBP 500-063	.92	23,4	.32	8,1
.032	0,8	.625	15,9	.130 - .375	3,3 - 9,5	**C2012**	LTBP 625-063	1.03	26,2		
.040	1,0	.750	19,1	.175 - .400	4,4 - 10,2	**C2016**	LTBP 750-063	1.15	29,2		
.048	1,2	.875	22,2	.130 - .450	3,3 - 11,4	**C2020**	LTBP 875-063	1.28	32,5		
.063	1,6	1.000	25,4	.200 - .715	5,1 - 18,2	**C2022**	LTBP 1000-063	1.43	36,3		
		1.093	27,8	.250 - .765	6,4 - 19,4	**C2024**	LTBP 1093-063	1.53	38,9		
For Panels from .063˝ (1,6 mm) to .250˝ (6,4 mm) Thick											
.063	1,6	.500	12,7	.080 - .200	2,0 - 5,1	**C2058**	LTBP 500-250	.92	23,4	.63	15,9
.080	2,0	.625	15,9	.130 - .375	3,3 - 9,5	**C2062**	LTBP 625-250	1.03	26,2		
.094	2,4	.750	19,1	.175 - .400	4,4 - 10,2	**C2066**	LTBP 750-250	1.15	29,2		
.125	3,2	.875	22,2	.130 - .450	3,3 - 11,4	**C2070**	LTBP 875-250	1.28	32,5		
.157	4,0	1.000	25,4	.200 - .715	5,1 - 18,2	**C2072**	LTBP 1000-250	1.43	36,3		
.200	5,1	1.093	27,8	.250 - .765	6,4 - 19,4	**C2074**	LTBP 1093-250	1.53	38,9		
.250	6,4	1.375	34,9	.300 - .950	7,6 - 24,1	**C2080**	LTBP 1375-250	1.80	45,7	.67	17,0
		1.500	38,1	.375 - 1.060	9,5 - 26,9	**C2082**	LTBP 1500-250	1.93	49,0		

Standard color black. Consult Heyco for other colors.
*Consult Heyco for other Mounting Hole Diameters. Our Axcell Rapid Response Team is ready to meet your requirements.

- These **co-molded** nylon and elastomer parts function as **Liquid Tight Plugs** with an IP 67/68 rating, yet can be pierced by **round wire, cable or tubing** to function as **Liquid Tight Bushings** with the same resulting IP 67/68 rating.
- **Certified by UL under UL 635**
- For use in panels as thin as .020˝ (0,5 mm) and as thick as .250˝ (6,4 mm).
- Provide liquid tight closure when used as a plug. When pierced, function as a liquid tight bushing that convert raw edged holes to smooth, neat, insulated holes.
- Used as a liquid tight bushing, HEYCo-molded Liquid Tight Break-Thru Plugs insulate and mechanically protect electrical and telecommunications cable, tubing, hose, rope, and utility lines.
- Locking fingers snap into holes with fingertip pressure.
- Locking fingers in fractional increments up to the maximum panel thickness.
- Withstand a push back force of greater than 35 pounds.
- Available in multiple sizes for use in .500˝ (12,7 mm) to 1.500˝ (38,1 mm) diameter holes.

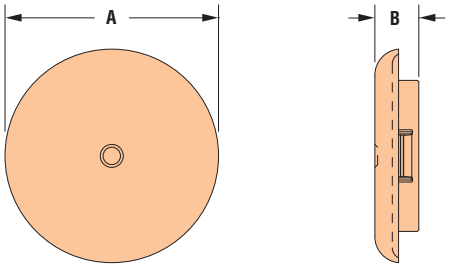



Materials	Nylon 6/6 and TPE
Certifications	Recognized under the Component Program of Underwriters' Laboratories File E15331
Flammability Rating	HB
Temperature Range	-40°F (-40°C) to 212°F (100°C)
IP Rating	67/68

Quick Specs

HEYCap™ D-Subminiature Protection Caps

- DSC Series Caps are designed to provide **electrostatic discharge protection** for rectangular D-subminiature input/output type connectors.
- Designed with an **integral flange** for easy application and removal.
- Fit over both **Standard Density** and **High Density** D-Sub Shells.
- Molded in pink dissipative ethylene vinyl acetate, which **meets the static decay requirements** of MIL-PRF-81705D: Surface resistivity less than $1x10^{12}$ ohms/sq.
- For similar schematic drawings see D-Subminiature Mounting Hole Plugs, see page 6-42.

SHELL DIMENSIONS						PART NO. Pink*	DESCRIPTION	PART DIMENSIONS							
Shell Designation & Type		A Width		B Length				C Head		D Head		E Body		F Body	
		in.	mm.	in.	mm.			in.	mm.	in.	mm.	in.	mm.	in.	mm.
1 or E	9 Socket	.31	7,9	.64	16,3	**G5160**	DSC 1S	.79	20,1	.45	11,4	.72	18,2	.38	9,5
	9 Pin	.33	8,4	.67	16,9	**G5161**	DSC 1P	.86	21,8	.51	12,9	.78	19,8	.43	10,9
2 or A	15 Socket	.31	7,9	.97	24,6	**G5162**	DSC 2S	1.10	27,9	.45	11,4	1.04	26,4	.38	9,5
	15 Pin	.33	8,4	.99	25,2	**G5163**	DSC 2P	1.19	30,2	.51	12,9	1.12	28,3	.43	10,9
3 or B	25 Socket	.33	7,9	1.51	38,3	**G5164**	DSC 3S	1.66	42,2	.46	11,7	1.12	28,3	.37	9,4
	25 Pin	.31	8,4	1.53	40,0	**G5165**	DSC 3P	1.70	43,2	.52	13,2	1.58	40,2	.43	11,0
4 or C	37 Socket	.31	7,9	2.16	54,8	**G5166**	DSC 4S	2.29	58,2	.45	11,4	1.61	41,0	.37	9,3
	37 Pin	.33	8,4	2.18	55,4	**G5167**	DSC 4P	2.37	60,2	.52	13,2	1.23	30,5	.45	11,4
5 or D	50 Socket	.42	10,7	2.06	52,4	**G5168**	DSC 5S	2.21	56,1	.56	14,2	2.15	54,5	.49	12,3
	50 Pin	.44	11,1	2.08	52,8	**G5169**	DSC 5P	2.27	57,6	.62	15,7	2.20	55,8	.55	14,0
6	104 Socket	.49	12,3	2.19	55,6	**G5170**	DSC 6S	2.35	59,7	.65	16,5	2.27	57,6	.56	14,3
	104 Pin	.50	12,8	2.21	56,2	**G5171**	DSC 6P	2.44	62,0	.70	17,8	2.29	58,2	.58	14,8

* Material: Pink Static Dissipative Ethylene Vinyl Acetate (EVA). Black Conductive Polyethylene Copolymer also available, please consult Heyco.

HEYCap™ Electro Miniature Protection Caps

- EMC Series Caps fit 36- and 68-pin Champ 050 series connectors and 50-pin Champ-type connectors.
- Designed with an **integral flange** for easy application and removal.
- Molded in pink dissipative ethylene vinyl acetate, which **meets the static decay requirements** of MIL-PRF-81705D: Surface resistivity less than $1x10^{12}$ ohms/sq.
- For similar schematic drawings see D-Subminiature Mounting Hole Plugs, see page 6-42.

SHELL DIMENSIONS					PART NO. Pink*	DESCRIPTION	PART DIMENSIONS							
Typical Configuration	A Width		B Length				C Head		D Head		E Body		F Body	
	in.	mm.	in.	mm.			in.	mm.	in.	mm.	in.	mm.	in.	mm.
36 Pin	.25	6,4	1.05	26,7	**G5172**	EMC 36	1.18	30,0	.40	10,2	1.11	27,9	.31	7,9
50 Pin	.48	12,1	2.51	63,5	**G5173**	EMC 50	2.63	66,8	.60	15,2	2.57	65,1	.54	13,6
68 Pin	.26	6,6	1.83	46,5	**G5174**	EMC 68	1.95	49,5	.38	9,6	1.89	48,0	.32	8,1

*Material: Pink Static Dissipative Ethylene Vinyl Acetate (EVA). Black Conductive Polyethylene Copolymer also available, please consult Heyco.

Quick Specs

Material	Pink Static Dissipative Ethylene Vinyl Acetate (EVA)
Temperature Range	-98°F (-68°C) to 140°F (60°C)

HEYCO

Heyco® Nylon D-Subminiature Mounting Hole Plugs

Clearance Fit for Panel Thickness up to .170˝ (4,3 mm)

MOUNTING HOLE SIZE A		MOUNTING HOLE SIZE B		PART NO. Black	DESCRIPTION	PART DIMENSIONS C Head		D Head		E Body		F Body	
in.	mm.	in.	mm.			in.	mm.	in.	mm.	in.	mm.	in.	mm.
.45	11,4	.81	20,6	**2966**	POP-DB9	1.25	31,8	.70	17,8	.69	17,5	.41	10,4
		1.13	28,8	**2968**	POP-DB15	1.57	39,8	.70	17,8	1.05	26,7		
		1.67	42,5	**2970**	POP-DB25	2.12	51,0	.70	17,8	1.55	39,4		
		2.32	59,1	**2972**	POP-DB37	2.77	70,4	.70	17,8	2.23	56,6		

Standard color black. Consult Heyco for other colors.

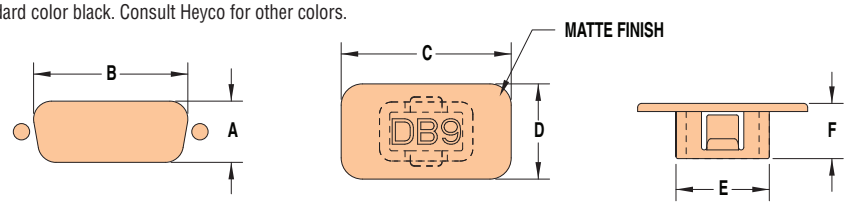

- **Fit standard D-Subminiature Cutouts**.
- Provide aesthetic improvement for unused D-subminiature connector mounting holes.
- Suitable for use as dust protection for unused parallel and serial ports on computers and other electrical equipment.
- Cover unwanted holes in panel and are easily removable.
- Quick and easy installation with fingertip pressure.

Custom Color Match and Special Engraved Identificatio Available. Consult Heyco for Details

Material	Nylon 6/6
Certifications	Recognized under the Component Program of Underwriters' Laboratories, File E51579
	Certified by Canadian Standards Association, File 8919
Flammability Rating	94V-2
Temperature Range	-40°F (-40°C) to 221°F (105°C)

Quick Specs

Heyco® IEC-14 Plug

For IEC-13 Female Connectors

PART NO. Black	DESCRIPTION	PART DIMENSIONS A in.	A mm.	B in.	B mm.	C in.	C mm.
G5365	IECP C14	.96	24,4	.66	16,8	.38	9,7

Standard color black.

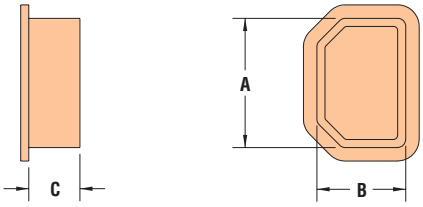

- These non-conductive plugs are used to **protect female IEC-13 connectors** during transit and storage.
- Will keep your connector **free of dust, moisture, and contaminants**.
- The flanged Plug head provides **ease of installation and removal**.
- Consult Heyco for the **IEC-20 Plug** (for IEC-19 female connectors).

Material	LDPE
Temperature Range	-94°F (-70°C) to 150°F (66°C)

Quick Specs

ALL NEW PRODUCTS!

USB-A Cap

- Silicone material for high temperature applications up to 302°F (150°C).
- Protects adapter's internal components with stress-free installation.

USB-B Cap

- Non-conductive, inexpensive, protects USB-B ports.
- Shields female ports from dust, moisture, and contaminants.
- USB-B plugs have a convenient pull-tab for quick and easy removal.
- Applicable Specs: USB-B MS-90376-Y, MS-25177, NAS-820, NAS-837

Heyco® Connector Caps and Plugs

PART NO. Black	DESCRIPTION	PART DIMENSIONS A in.	A mm.	B in.	B mm.	C in.	C mm.
USB Series							
2960	USB-A Cap*	.48	12,2	.18	4,6	.44	11,1
2962	USB-B Plug	.36	9,0	.25	6,4	.25	6,4
CP-RJ Series							
2967	CP-RJ11	.41	10,4	.41	10,4	.33	8,4
2969	CP-RJ45	.49	12,4				

*USB-A Cap color is red.

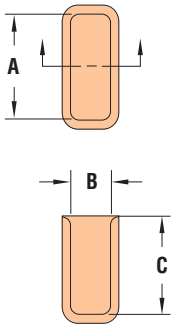

USB-A

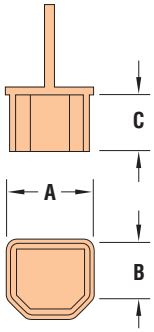

USB-B



CP-RJ Plugs

- Silicone material for high temperature applications up to 302° F (150° C).
- Protects adapter's internal components with stress-free installation.
- For Heyco Connector Port Plugs, **Part Nos. 3388 and 3389,** see page 6-34.

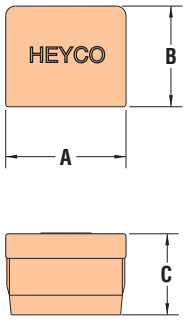

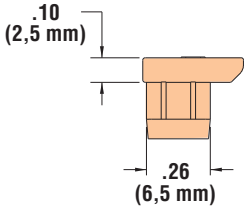

CP-RJ

Quick Specs

	USB-A	USB-B	CP-RJxx
Material	Vinyl	LDPE	Silicone Rubber
Fammability Rate	HB	HB	HB
Temperature Range	-26°F (-32°C) to 200°F (93°C)	0°F (-18°C) to 175°F (79°C)	-26°F (-32°C) to 400°F (204°C)

HEYCO

Heyco® PG and Metric Threaded Plugs

Round Head with Slot

Plastic

THREAD TYPE/SIZE	PART NO. Gray	PART NO. Black	DESCRIPTION	PART DIMENSIONS A Head Diameter in.	A mm.	B Overall Height in.	B mm.
PG Threads - Polystyrene							
PG 7	**3405**	**3405B**	TP PG 7	.59	15,0	.32	8,0
PG 9	**3407**	**3407B**	TP PG 9	.75	19,0	.37	9,5
PG 11	**3402**	**3402B**	TP PG 11	.87	22,0	.39	10,0
PG 13	**3412**	**3412B**	TP PG 13	.98	25,0		
PG 16	**3414**	**3414B**	TP PG 16	1.06	27,0		
PG 21	**3416**	**3416B**	TP PG 21	1.30	33,0	.47	12,0
PG 29	**3418**	**3418B**	TP PG 29	1.73	44,0		
PG 36	**3415**	**3415B**	TP PG 36	2.17	55,0	.55	14,0
NEW! PG 42	**3400**	**3400B**	TP PG 42	2.44	62,0		
PG 48	**3417**	**3417B**	TP PG 48	2.72	69,0	.63	16,0
Metric Threads - Nylon							
M12 x 1,5	**3403**	**3403B**	TP M12	.59	15,0	.41	10,5
M16 x 1,5	**3404**	**3404B**	TP M16	.79	20,0		
M20 x 1,5	**3406**	**3406B**	TP M20	.95	24,0		
M25 x 1,5	**3408**	**3408B**	TP M25	1.18	30,0	.51	13,0
M32 x 1,5	**3409**	**3409B**	TP M32	1.48	37,0	.53	13,5
M40 x 1,5	**3410**	**3410B**	TP M40	1.81	46,0	.55	14,0
M50 x 1,5	**3411**	**3411B**	TP M50	2.20	56,0	.63	16,0
M63 x 1,5	**3413**	**3413B**	TP M63	2.76	70,0	.71	18,0

Standard color gray and black. Consult Heyco for other colors.

- **Used to close unneeded PG and Metric threaded holes** when other threaded accessories may be added at a later time.
- Designed with slot for screwdriver installation
- For PG Threaded specifications, see page 3-53
- For Heyco Snap-In Metric Dome Plugs, see page 6-30.
- Nickel-Plated Brass Plugs are ideal where extra durability and strength are needed such as harsh environmental conditions.
- Nickel-Plated Brass Plugs include NBR O-ring

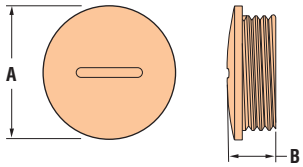

Nickel-Plated Brass

ALL NEW PRODUCTS!

THREAD TYPE/SIZE	PART NO.	DESCRIPTION	PART DIMENSIONS A Head Diameter in.	A mm.	B Overall Height in.	B mm.
PG Threads						
PG 7	**13405**	BRASS TP PG 7	.55	14,0	.31	8,0
PG 9	**13407**	BRASS TP PG 9	.67	17,0	.35	9,0
PG 11	**13402**	BRASS TP PG 11	.79	20,0		
PG 13	**13412**	BRASS TP PG 13	.87	22,0	.37	9,5
PG 16	**13414**	BRASS TP PG 16	.94	24,0		
PG 21	**13416**	BRASS TP PG 21	1.18	30,0	.43	11,0
PG 29	**13418**	BRASS TP PG 29	1.54	39,0	.47	12,0
PG 36	**13415**	BRASS TP PG 36	1.97	50,0	.59	15,0
PG 42	**13400**	BRASS TP PG 42	2.36	60,0	.63	16,0
PG 48	**13417**	BRASS TP PG 48	2.56	65,0		
Metric Threads						
M6 x1.0	**13397**	BRASS TP M6*	.35	9,0	.31	8,0
M8 x1.25	**13398**	BRASS TP M8*	.39	10,0		
M10 x1.5	**13399**	BRASS TP M10*	.47	12,0		
M12 x 1,5	**13403**	BRASS TP M12	.55	14,0		
M16 x 1,5	**13404**	BRASS TP M16	.75	19,0		
M20 x 1,5	**13406**	BRASS TP M20	.94	24,0	.35	9,0
M25 x 1,5	**13408**	BRASS TP M25	1.10	28,0	.43	11,0
M32 x 1,5	**13409**	BRASS TP M32	1.38	35,0	.47	12,0
M40 x 1,5	**13410**	BRASS TP M40	1.77	45,0	.55	14,0
M50 x 1,5	**13411**	BRASS TP M50	2.17	55,0	.59	15,0
M63 x 1,5	**13413**	BRASS TP M63	2.76	70,0	.63	16,0

* Metric course-pitch threads

PG

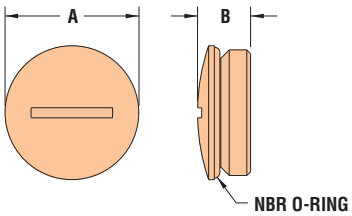

Metric

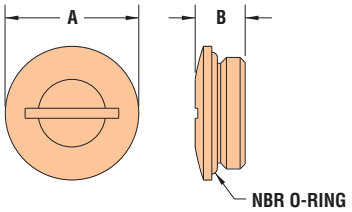

	Plastic TP Plugs	Brass TP Plugs
Material	Nylon 6/6 or Impact Resistant Polystrene	Nickel-Plated Brass with an NBR O-ring
Flammability Rating	94V-2	
Temperature Range	-4° F (-20° C) to 176° F (80° C)	-40°F (-40° C) to 212°F (100°C)
IP Rating	IP 50	IP 68

Quick Specs

HEYCO

For NPS Threaded Ports

- Provide a positive seal on NPS threaded ports.
- Flange compresses against the mounting hole surface area, keeping contaminants from the spot face.
- Round, 12-point "socket pattern" head.
- Integral, serrated Shoulder Washer.
- Applicable Specs. MIL-C-52078, MIL-C-5501/5, NAS 840.
- Red color.

For SAE and ISO Threaded Ports

- Provide a dual, positive seal on SAE and ISO straight-threaded ports.
- Integral Sealing Ring seats into the bevel of the threaded opening to prevent oil or fluid leakage.
- Lip on the flange compresses against the mounting hole surface, keeping contaminants from the spot face.
- Suitable for gasketing (optional).
- Slotted, 12-point head for screwdriver (SAE only), socket or wrench tightening.
- Round "socket pattern" Head.

Heyco® Threaded Plugs for Straight Threaded Ports

With Integral Sealing Ring **For SAE Threaded Ports** 12-Point Socket Head with Slot

THREADED PORT	PART NO.	DESCRIPTION	A 12-Point Socket Size*	PART DIMENSIONS B Depth in.	B Depth mm.	C Head Height in.	C Head Height mm.	D Shoulder Diameter in.	D Shoulder Diameter mm.
For NPS Threaded Ports - Red Color									
1/8	**G5410**	PNPS 1/8	9/16	.27	6,9	.31	7,9	.56	14,2
1/4	**G5411**	PNPS 1/4	9/16	.37	9,4	.31	7,9	.74	18,8
3/8	**G5412**	PNPS 3/8	9/16	.33	8,4	.38	9,7	.83	21,1
1/2	**G5413**	PNPS 1/2	9/16	.55	14,0	.37	9,4	1.04	26,4
3/4	**G5414**	PNPS 3/4	9/16	.63	16,0	.41	10,4	1.31	33,3
For SAE Threaded Ports - Red Color - with Integral Sealing Ring*									
7/16-24	**G5420**	PSAE 7/16-24	3/8	.34	8,6	.26	6,6	.66	16,8
7/16-20	**G5421**	PSAE 7/16-20							
1/2-20	**G5422**	PSAE 1/2-20	7/16	.34	8,6	.30	7,6	.73	18,5
9/16-18	**G5423**	PSAE 9/16-18	1/2	.36	9,1	.30	7,6	.80	20,3
3/4-16	**G5424**	PSAE 3/4-16	11/16	.41	10,4	.31	7,9	1.02	25,9
7/8-14	**G5425**	PSAE 7/8-14	13/16	.53	13,5	.31	7,9	1.16	29,5
1-1/16-12	**G5426**	PSAE 1-1/16-12	1	.61	15,5	.31	7,9	1.45	36,8
1-5/16-12	**G5427**	PSAE 1-5/16-12	1-1/4	.61	15,5	.33	8,4	1.74	44,2
1-5/8-12	**G5428**	PSAE 1-5/8-12	1-9/16	.61	15,5	.33	8,4	2.17	55,1
1-7/8-12	**G5429**	PSAE 1-7/8-12	1-7/8	.62	15,7	.34	8,6	2.42	61,5
For ISO Threaded Ports - Green Color - with Integral Sealing Ring									
10 x 1.5	**G5431**	PISO 10	10	.33	8,4	.33	8,4	.65	16,5
12 x 1.5	**G5432**	PISO 12	12	.41	10,4	.34	8,6	.73	18,5
14 x 1.5	**G5433**	PISO 14	12	.41	10,4	.38	9,7	.81	20,6
18 x 1.5	**G5434**	PISO 18	16	.41	10,4	.44	11,2	.97	24,6
22 x 1.5	**G5435**	PISO 22	20	.41	10,4	.44	11,2	1.12	28,4
27 x 2	**G5436**	PISO 27	24	.41	10,4	.44	11,2	1.36	34,5

* SAE Threaded Ports feature a slotted Socket Head.

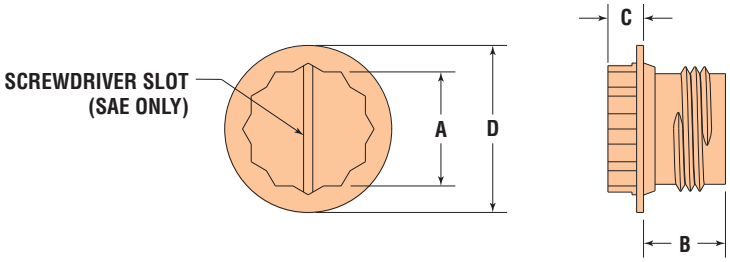

Quick Specs

	PNPS & PSAE		PISO
Material	HDPE	Material	Polypropylene
Temperature Range	0°F (-18°C) to 165°F (74°C)	Temperature Range	-90°F (-70°C) to 250°F (121°C)

HEYCO

Heyco® Push-In Threaded Plugs

For SAE and NPT Threaded Ports

THREAD TYPE/SIZE SAE in.	NPT in.	PART NO. Black No Tab	PART NO. Black With Tab	DESCRIPTION	PART DIMENSIONS A Head Diameter in.	mm.	B Overall Height in.	mm.	C Bottom Dia. in.	mm.
1/4	-	**9680**	-	TP PI-250	.40	10,2	.25	6,4	.21	5,3
5/16	-	**9681**	-	TP PI-312	.52	13,2	.24	6,1	.25	6,4
3/8	1/8	**9682**	**9682T**	TP PI-375	.59	15,0	.24	6,1	.32	8,1
7/16	-	**9683**	**9683T**	TP PI-437	.64	16,3	.27	6,9	.37	9,4
1/2	1/4	**9684**	**9684T**	TP PI-500	.72	18,3	.27	6,9	.44	11,2
9/16	-	**9685**	-	TP PI-562	.81	20,6	.29	7,4	.50	12,7
5/8	3/8	**9686**	**9686T**	TP PI-625	.96	24,4	.29	7,4	.56	14,2
3/4	-	**9687**	**9687T**	TP PI-750	.95	24,1	.29	7,4	.68	17,3
7/8	-	**9688**	**9688T**	TP PI-875	1.15	29,2	.29	7,4	.80	20,3

Standard color black.

- Offer the convenience of a push-in plug with the plugging quality of a threaded plug.
- Available with or without convenient Pull Tab for easy removal.

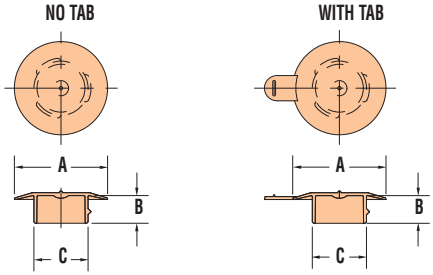

Heyco® TEMPlugs™

For NPT Threaded Ports

Temporary Threaded Plugs for In-House Pressure Testing, Handling, and Transport

NPT THREADED PORT SIZE	PART NO. Black	DESCRIPTION	PART DIMENSIONS A Wrenching Flats in.	mm.	B Threaded Section in.	mm.	C Head Height in.	mm.	D Flange Diameter in.	mm.
Square Head - with Flange										
1/8	**G5440**	PTNS 1/8-F	.43	10,9	.29	7,4	.19	4,8	.56	14,2
1/4	**G5441**	PTNS 1/4-F	.44	11,2	.35	9,0	.25	6,4	.69	17,5
3/8	**G5442**	PTNS 3/8-F	.44	11,2	.41	10,4	.25	6,4	.81	20,6
1/2	**G5443**	PTNS 1/2-F	.56	14,2	.47	11,9	.25	6,4	1.00	25,4
3/4	**G5444**	PTNS 3/4-F	.63	16,0	.52	13,2	.25	6,4	1.25	31,8
Square Head - no Flange										
3/4	**G5449**	PTNS 3/4	.62	15,7	.52	13,2	.25	6,4	n/a	n/a
1	**G5450**	PTNS 1	.81	20,6	.59	15,0				
1-1/4	**G5451**	PTNS 1-1/4	1.00	25,4	.83	21,1	.38	9,7		
1-1/2	**G5452**	PTNS 1-1/2	1.25	31,8						
Hex Head										
1/4	**G5455**	PTNH 1/4	.25	6,4	.31	7,9				
3/8	**G5456**	PTNH 3/8	.31	7,9	.38	9,7				
1/2	**G5457**	PTNH 1/2	.38	9,7						
3/4	**G5458**	PTNH 3/4	.56	14,2	.50	12,7				
1	**G5459**	PTNH 1	.63	16,0	.53	13,5				

Standard color black.

- Not intended for permanent applications; commonly used for low-pressure testing and in-plant processing.
- Keep contaminants and moisture from threaded ports.
- Oil and heat resistant up to 250°F.
- Applicable Spec: MIL-C-5501/5, NAS 840.

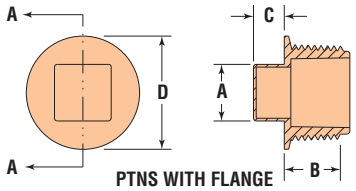

PTNS WITH FLANGE

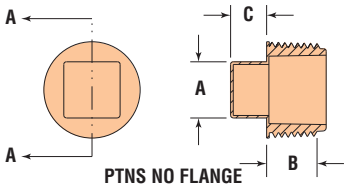

PTNS NO FLANGE

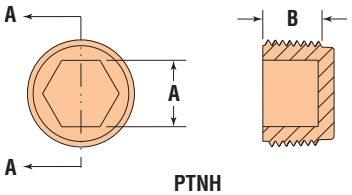

PTNH

Material	EVA Ethylene Vinyl Acetate (part nos. 9680 & 9681) LDPE Low Density Polyethylene (part nos. 9682 thru 9688T) HDPE High-Density Polyethylene (TEMPlugs)
Temperature Range	EVA -98°F (-68°C) to 140°F (60°C) LDPE -94°F (-70°C) to 150°F (66°C) HDPE 0°F (-18°C) to 165°F (74°C)

HEYCO

HEYCap™ Tapered Caps and Plugs–NPT

For **NPT** Fitting Hubs and Threaded Mounting Holes

- HEYCaps can be used as either **caps or plugs**.
- Because they are tapered in design and made from highly flexible polyethylene, they not only **fit snugly** but are readily **removable**.
- Applicable Specs: MIL-C-5501/7 (MIL-C-52078), NAS-835.

CAPS:

- Especially recommended for use on **threaded external NPT fitting hubs**.
- Part dimensions are based on average threaded hub fit. Before ordering in quantity, please sample HEYCaps.
- Recommended Closures: Threaded hubs where Cap dimension B is at least 1% smaller than the hub to be capped. Minimum .020" (0,5 mm).

PLUGS:

- Especially recommended for use on **threaded internal NPT fittings and mounting holes**.
- Part dimensions are based on average tapped hole fit. Before ordering in quantity, please sample HEYCap Tapered Plugs.
- Recommended Closures: Threaded mounting holes where Plug dimension A is at least 1% larger than the hole to be plugged. Minimum .020" (0,5 mm).

Fits this NPT Hub or Mounting Hole	PART NO. Red	DESCRIPTION	PART DIMENSIONS A - Major Body Diameters		B - Minor Body Diameters		C Head Diameter		D Depth	
			in.	mm.	in.	mm.	in.	mm.	in.	mm.
HEYCap Tapered Caps* for NPT Fitting Hubs - Body Diameters reference Inside										
1/8	**G5014**	TCP 49-42†	.42	10,7	.36	9,0	.63	16,0	.38	9,7
1/4	**G5020**	TCP 61-55	.55	13,8	.47	11,9	.75	19,1	.44	11,2
3/8	**G5027**	TCP 76-69	.69	17,6	.61	15,6	.88	22,4	.50	12,7
1/2	**G5035**	TCP 91-85	.85	21,6	.74	18,8	1.06	26,9	.63	16,0
3/4	**G5047**	TCP 115-108	1.08	27,5	.93	23,7	1.31	33,3	.75	19,1
1	**G5057**	TCP 136-130	1.30	33,0	1.17	29,8	1.50	38,1	.81	20,6
1-1/4	**G5071**	TCP 168-162	1.62	41,1	1.50	38,0	1.88	47,8	.75	19,1
1-1/2	**G5080**	TCP 195-189	1.89	48,0	1.72	43,6	2.13	54,1	1.00	25,4
2	**G5096**	TCP 246-240	2.40	61,0	2.24	56,8	2.63	66,8		
2-1/2	**G5110**	TCP 299-295	2.95	74,9	2.69	68,2	3.13	79,5		
3	**G5116**	TCP 356-349	3.49	88,7	3.20	81,3	3.69	93,7	1.13	28,7
HEYCap Tapered Plugs ** for NPT Threaded Mounting Holes - Body Diameters reference Outside										
1/8	**G5011**	TCP 40-33	.40	10,1	.33	8,4	.53	13,5	.38	9,7
1/4	**G5014**	TCP 49-42†	.49	12,4	.42	10,7	.63	16,0		
3/8	**G5022**	TCP 63-57	.63	16,0	.55	14,0	.75	19,1	.47	11,9
1/2	**G5029**	TCP 79-73	.79	20,1	.69	17,5	.94	23,9	.56	14,2
3/4	**G5040**	TCP 104-98	1.04	26,4	.92	23,4	1.16	29,5	.69	17,5
1	**G5048**	TCP 122-115	1.22	31,0	1.09	27,7	1.41	35,8	.75	19,1
1-1/4	**G5068**	TCP 160-154	1.60	40,6	1.51	38,4	1.75	44,5	.50	12,7
1-1/2	**G5075**	TCP 181-175	1.81	46,0	1.78	45,2	2.00	50,8	.38	9,7
2	**G5090**	TCP 226-220	2.26	57,4	2.23	56,6	2.50	63,5	.50	12,7
2-1/2	**G5106**	TCP 279-273	2.79	70,9	2.64	67,1	2.94	74,7	.75	19,1
3	**G5115**	TCP 346-338	3.46	87,9	3.33	84,6	3.63	92,2		

*May also be used as Plugs: to determine Outside Diameters, add approximately .06˝ (1,5 mm) to Inside Diameter dimensions.
**May also be used as Caps: to determine Inside Diameters, subtract approximately .06˝ (1,5 mm) from Outside Diameter dimensions.
†**Part No. G5014** functions as a Cap for NPT 1/8˝ Hubs and a Plug for NPT 1/4˝ Hubs.
Standard color red.

TAPERED CAP

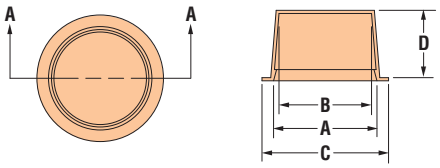

TAPERED PLUG

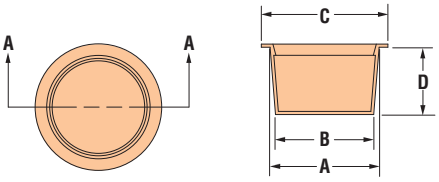

Quick Specs

Material	LDPE Standard Color: Red
Temperature Range	-94°F (-70°C) to 150°F (66°C)

1-800-526-4182 • 732-286-1800 (NJ) • FAX: 732-244-8843 • www.heyco.com

HEYCO

HEYCap™ Tapered Caps and Plugs–SAE

For **SAE** Fitting Hubs and Threaded Mounting Holes

Fits this SAE Hub or Mounting Hole	PART NO. Red	DESCRIPTION	PART DIMENSIONS A - Major Body Diameters in.	A mm.	B - Minor Body Diameters in.	B mm.	C Head Diameter in.	C mm.	D Depth in.	D mm.
HEYCap Tapered Caps* for SAE Fitting Hubs - Body Diameters reference Inside										
1/8	**G5009**	TCP 37-30†	.30	7,7	.24	6,0	.50	12,7	.38	9,7
3/16	**G5013**	TCP 46-39	.39	10,0	.33	8,3	.59	15,0		
1/4	**G5015**	TCP 51-45	.45	11,5	.39	9,8	.66	16,8		
5/16	**G5022**	TCP 63-57	.57	14,4	.49	12,4	.75	19,1	.47	11,9
3/8	**G5023**	TCP 67-61	.61	15,4	.52	13,2	.81	20,6	.50	12,7
1/2	**G5031**	TCP 82-76	.76	19,3	.66	16,8	.97	24,6	.57	14,2
5/8	**G5036**	TCP 93-87	.87	22,0	.75	19,1	1.09	27,7	.63	16,0
3/4	**G5047**	TCP 115-108	1.08	27,5	.93	23,7	1.31	33,3	.75	19,1
1	**G5057**	TCP 136-130	1.30	33,0	1.17	29,8	1.50	38,1	.81	20,6
1-1/4	**G5071**	TCP 168-162	1.62	41,1	1.50	38,0	1.88	47,8	.75	19,1
1-1/2	**G5080**	TCP 195-189	1.89	48,0	1.72	43,6	2.13	54,1	1.00	25,4
1-3/4	**G5092**	TCP 231-225	2.25	57,2	2.07	52,7	2.56	65,0		
2	**G5097**	TCP 260-254	2.54	64,5	2.33	59,3	2.81	71,4	1.03	26,2
HEYCap Tapered Plugs ** for SAE Threaded Mounting Holes - Body Diameters reference Outside										
1/8	**G5007**	TCP 30-24	.30	7,7	.24	6,0	.44	11,2	.38	9,7
3/16	**G5009**	TCP 37-30†	.37	9,3	.30	7,6	.50	12,7		
1/4	**G5012**	TCP 43-37	.43	10,8	.36	9,2	.56	14,2		
5/16	**G5014**	TCP 49-42	.49	12,3	.42	10,6	.63	16,0		
3/8††	**G5016**	TCP 55-49	.55	13,9	.47	12,0	.69	17,5	.44	11,2
	G5020	TCP 61-55	.61	15,4	.53	13,5	.75	19,1		
1/2	**G5026**	TCP 73-66	.73	18,5	.64	16,3	.88	22,4	.50	12,7
5/8	**G5033**	TCP 85-79	.85	21,5	.75	19,1	1.00	25,9	.56	9,9
3/4	**G5040**	TCP 104-98	1.04	26,4	.92	23,2	1.16	29,5	.69	17,5
1	**G5049**	TCP 128-122	1.28	32,6	1.18	29,8	1.44	36,6	.63	16,0
1-1/4	**G5068**	TCP 160-154	1.60	40,6	1.51	38,4	1.75	44,5	.50	12,7
1-1/2	**G5077**	TCP 188-182	1.88	47,8	1.75	44,5	2.00	50,8	.75	19,1
1-3/4	**G5089**	TCP 224-218	2.24	57,0	2.07	52,5	2.44	62,0	1.00	25,4
2	**G5096**	TCP 246-240	2.46	62,6	2.30	58,4	2.63	66,8	1.00	25,4

*May also be used as Plugs: to determine Outside Diameters, add approximately .06˝ (1,5 mm) to Inside Diameter dimensions.
**May also be used as Caps: to determine Inside Diameters, subtract approximately .06˝ (1,5mm) from Outside Diameter dimensions.
†Part No. **G5009** functions as a Cap for SAE 1/8˝ Hubs and a Plug for SAE 3/16˝ Hubs.
††Use Part No. **G5016** for SAE 9/16-18 thread and Part No. **G5020** for SAE 5/8-18 thread
Standard color red.

- HEYCaps can be used as either **caps or plugs**.
- Because they are tapered in design and made from highly flexible polyethylene, they not only **fit snugly** but are readily **removable**.
- Applicable Specs: MIL-C-5501/7 (MIL-C-52078), NAS-835.

CAPS:

- Especially recommended for use on **threaded external SAE and MIL Std.-type** tube and hydraulic fittings.
- Part dimensions are based on average threaded hub fit. Before ordering in quantity, please sample HEYCaps.
- Recommended Closures: Threaded hubs where Cap dimension B is at least 1% smaller than the hub to be capped. Minimum .020" (0,5 mm).

PLUGS:

- Especially recommended for use on **threaded internal SAE and MIL Std.-type** tube and hydraulic fittings.
- Part dimensions are based on average tapped hole fit. Before ordering in quantity, please sample HEYCap Tapered Plugs.
- Recommended Closures: Threaded mounting holes where Plug dimension A is at least 1% larger than the hole to be plugged. Minimum .020" (0,5 mm).
- See schematic on page 6-47.

Material	LDPE Standard Color: Red
Temperature Range	-94°F (-70°C) to 150°F (66°C)

Quick Specs

Heyco® LDPE Sheet Metal Plugs

For Panel Thicknesses from .02˝ (0,5 mm) to .18˝ (4,6 mm)
Mounting Hole Diameter Range: .18˝ (4,6 mm) to 3.00˝ (76,2 mm)

- **Close unneeded sheet metal panel holes** in equipment such as automobile bodies, tanks, refrigeration units, etc.
- Recessed button head style (SMP R).
- Flush button head style (SMP F).
- Retaining bead snaps easily into place.
- For easier to install Sheet Metal Plugs made from flexible Santoprene, see Heyco Metric Ergonomic Plugs on page 6-33.

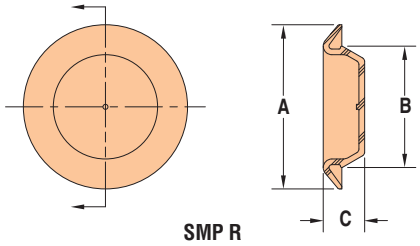

SMP R

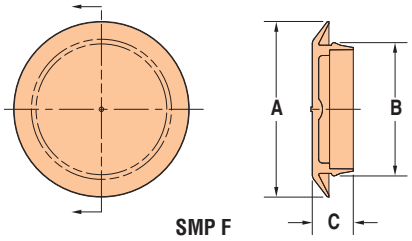

SMP F

PANEL DIMENSIONS Thickness Range in.	Thickness Range mm.	Mounting Hole Diameter Range in.	Mounting Hole Diameter Range mm.	PART NO. Black	DESCRIPTION	PART DIMENSIONS A Head Diameter in.	A Head Diameter mm.	B Bottom Diameter in.	B Bottom Diameter mm.	C Overall Height in.	C Overall Height mm.
Recessed Head - for Panel Thicknesses from .02˝ (0,5 mm) to .18˝ (4,6 mm)											
.02 -10	0,51-2,54	.37-.39	9,4-9,9	**9610**	SMP R-375	.75	19,1	.41	10,4	.31	7,9
.02-.07	0,51-1,78	.50-.52	12,7-13,2	**9611**	SMP R-500	.85	21,6	.55	14,0	.29	7,4
.02-.14	0,51-3,56	.73-.76	18,5-19,3	**9614**	SMP R-750	1.16	29,5	.79	20,1	.34	8,6
.02-.07	0,51-1,78	.79-.82	20,1-20,8	**9615**	SMP R-812	1.15	29,2	.85	21,6	.29	7,4
.02-.10	0,51-2,54	.87-.90	22,1-22,9	**9616**	SMP R-875	1.23	31,2	.93	23,6	.35	8,9
		.99-1.02	25,2-25,9	**9618**	SMP R-1000	1.35	34,3	1.05	26,7		
		1.04-1.07	26,4-27,2	**9619**	SMP R-1062	1.40	35,6	1.10	27,9		
		1.09-1.12	27,7-28,5	**9620**	SMP R-1093	1.47	37,3	1.16	29,5		
.02-.18	0,51-4,57	1.10-1.15	27,9-29,2	**9621**	SMP R-1125	1.53	38,9	1.18	30,0	.43	10,9
.01-.10	0,25-2,54	1.23-1.27	31,2-32,3	**9622**	SMP R-1250	1.60	40,6	1.30	33,0	.35	8,9
		1.30-1.34	33,0-34,0	**9623**	SMP R-1312	1.67	42,4	1.36	34,5		
.02-.10	0,51-2,54	1.36-1.40	34,6-35,6	**9624**	SMP R-1375	1.73	43,9	1.43	36,3		
		1.48-1.52	37,6-38,6	**9625**	SMP R-1500	1.85	47,0	1.55	39,4		
.03-.10	0,76-2,54	1.59-1.65	40,4-41,9	**9627**	SMP R-1625	2.00	50,8	1.68	42,7	.36	9,1
.02-.10	0,51-2,54	1.75	44,5	**9628**	SMP R-1750	2.13	54,1	1.80	45,7	.35	8,9
		1.85-1.90	47,0-48,3	**9631**	SMP R-1875	2.24	56,9	1.93	49,0		
.02-.10	0,51-2,54	1.97-2.02	50,0-51,3	**9632**	SMP R-2000	2.35	59,7	2.05	52,1	.36	9,1
		2.50	63,5	**9633**	SMP R-2.5	3.00	76,2	2.57	65,3	.38	9,7
		3.00	76,2	**9635**	SMP R-3.0	3.56	90,4	3.06	77,7	.41	10,4
Flush Head - for Panel Thicknesses from .02˝ (0,5 mm) to .11˝ (2,8 mm)											
.02-.04	0,51-1,02	.18-.19	4,6-4,9	**9640**	SMP F-M5*	.39	9,9	.21	5,3	.21	5,3
.02-.06	0,51-1,52	.23-.24	5,8-6,1	**9641**	SMP F-M6*	.50	12,7	.29	7,4	.45	11,4
.02-.07	0,51-1,78	.24-.25	6,1-6,4	**9642**	SMP F-250*	.50	12,7	.28	7,1	.21	5,3
.02-.05	0,51-1,27	.37-.38	9,4-9,7	**9644**	SMP F-375	.75	19,1	.41	10,4	.19	4,8
.03-.06	0,76-1,52	.43-.45	10,9-11,4	**9646**	SMP F-437	.69	17,5	.47	11,9	.22	5,6
.03-.08	0,76-2,03	.49-.51	12,5-13,0	**9647**	SMP F-500	.86	21,8	.54	13,7	.25	6,4
		.55-.56	14,0-14,2	**9648**	SMP F-562	.87	22,1	.60	15,2		
.06-.08	1,52-2,03	.62	15,7	**9649**	SMP F-625	.81	20,6	.67	17,0		
.03-.08	0,76-2.03	.68-.70	17,3-17,8	**9650**	SMP F-687	1.01	25,7	.73	18,5		
.05-.11	1,27-2,79	.73-.76	18,5-19,3	**9651**	SMP F-750	1.01	25,7	.79	20,1	.29	7,4
.03-.08	0,76-2,03	.86-.88	21,8-22,4	**9654**	SMP F-875	1.16	29,5	.91	23,1	.25	6,4
		.92-.95	23,4-24,1	**9656**	SMP F-937	1.31	33,3	.98	24,9		
		1.00	25,4	**9657**	SMP F-1000	1.38	35,1	1.04	26,4		
.02-.18	0,51-4,57	1.10-1.15	27,9-29,2	**9660**	SMP F-1125	1.53	38,9	1.18	30,0	.43	10,9
.03-.08	0,76-2,03	1.16-1.20	29,5-30,5	**9661**	SMP F-1187	1.56	39,6	1.22	31,0	.25	6,4
		1.25	31,8	**9663**	SMP F-1250	1.62	41,1	1.29	32,8		
		1.29-1.33	32,8-33,8	**9664**	SMP F-1312	1.68	42,7	1.36	34,6		
		1.50	38,1	**9665**	SMP F-1500	1.88	47,8	1.54	39,1		
		1.75	44,5	**9666**	SMP F-1750	2.12	53,8	1.79	45,5		
		1.98-2.01	50,3-51,1	**9667**	SMP F-2000	2.36	59,9	2.04	51,8		
		2.50	63,5	**9669**	SMP F-2.5	3.00	76,2	2.56	65,0		
		3.00	76,2	**9671**	SMP F-3.0	3.36	85,3	3.06	77,7		

Standard color black.
* Molded from EVA.

Quick Specs

Material	EVA* and LDPE
Temperature Range	-98°F (-68°C) to 140°F (60°C) (EVA) -94°F (-70°C) to 150°F (66°C) (LDPE)

HEYCO

HEYCaps™ and Plugs for Round Tubing

CRT Series - Clearance Fit

TUBE A Outside Dia. in.	TUBE A Outside Dia. mm.	PART NO. Black	DESCRIPTION	HEYCap B Height in.	HEYCap B Height mm.
Standard Duty					
.25	6,4	**G5200**	CRT 25	.46	11,7
.38	9,5	**G5201**	CRT 38		
.50	12,7	**G5202**	CRT 50	.59	15,0
.63	15,9	**G5203**	CRT 63		
.75	19,1	**G5204**	CRT 75	.71	18,0
.88	22,2	**G5205**	CRT 88		
1.00	25,4	**G5207**	CRT 100	.85	21,6
1.13	28,6	**G5208**	CRT 113		
1.25	31,8	**G5209**	CRT 125	.98	24,9
1.50	38,1	**G5210**	CRT 150		
1.75	44,5	**G5211**	CRT 175	1.10	27,9
Heavy Duty				Depth	
.75	19,1	**G5212**	CRT 75H	.50	12,7
.88	22,2	**G5213**	CRT 88H		
1.00	25,4	**G5214**	CRT 100H		
1.13	28,6	**G5215**	CRT 113H	.62	15,8
1.25	31,8	**G5216**	CRT 125H		

Standard color black.

PRT Series - Ribbed Fit

TUBE DIMENSIONS Inside Diameter Range Minimum in.	Minimum mm.	Maximum in.	Maximum mm.	Typical Gauge	PART NO. Black	DESCRIPTION	PART DIMENSIONS A Outside Diameter in.	A mm.	B Depth in.	B mm.
.31	7,9	.33	8,4	13 - 14	**G5220**	PRT 50-13	.50	12,7	.45	11,4
.37	9,4	.43	10,9	16 - 20	**G5221**	PRT 50-16				
.46	11,7	.56	14,2	14 - 20	**G5223**	PRT 63-14	.63	15,9	.44	11,2
.58	14,7	.68	17,3	14 - 20	**G5224**	PRT 75-14	.75	19,1		
.61	15,5	.71	18,1	10 - 14	**G5225**	PRT 88-10	.88	22,2		
.71	18,0	.91	23,1	14 - 20	**G5226**	PRT 88-14				
.73	18,5	.83	21,1	10 - 14	**G5227**	PRT 100-10	1.00	25,4		
.83	21,0	.93	23,6	14 - 20	**G5228**	PRT 100-14				
.96	23,4	1.06	26,9	14 - 20	**G5229**	PRT 113-14	1.13	28,6	.52	13,2
.98	24,9	1.08	27,4	10 - 14	**G5230**	PRT 125-10	1.25	31,8		
1.08	27,4	1.18	30,0	14 - 20	**G5231**	PRT 125-14				
1.21	30,7	1.31	33,3	14 - 20	**G5232**	PRT 138-14	1.34	34,9	.50	12,7
1.17	29,7	1.28	32,5	8 - 12	**G5233**	PRT 150-08	1.50	38,1	.52	13,2
1.23	21,2	1.33	33,8	10 - 14	**G5234**	PRT 150-10				
1.33	33,8	1.43	36,3	14 - 20	**G5235**	PRT 150-14				
1.36	34,5	1.46	37,1	10 - 14	**G5236**	PRT 163-10	1.63	41,3	.50	12,7
1.46	37,0	1.56	39,6	14 - 20	**G5237**	PRT 163-14	1.63	41,3	.52	13,2
1.48	37,6	1.58	40,1	10 - 14	**G5238**	PRT 175-10	1.75	44,5	.59	15,0
1.58	40,1	1.68	42,7	14 - 20	**G5239**	PRT 175-14				
1.73	43,9	1.83	46,5	10 - 14	**G5241**	PRT 200-10	1.95	49,5		
1.83	46,5	1.93	49,0	14 - 20	**G5242**	PRT 200-14	2.00	50,8		
1.86	47,2	2.00	50,8	10 - 14	**G5243**	PRT 213-10	2.13	54,0	.67	17,0
1.98	50,3	2.08	52,8	10 - 14	**G5244**	PRT 225-10	2.25	57,2	.66	16,8
2.08	52,8	2.18	53,4	14 - 20	**G5245**	PRT 225-14	2.25	57,2	.69	17,5
2.11	53,6	2.21	56,1	10 - 14	**G5246**	PRT 238-10	2.38	60,3	.66	16,8
2.17	55,1	2.28	57,9	8 - 12	**G5247**	PRT 250-08	2.50	63,5	.69	17,5
2.43	61,7	2.47	62,7	14 - 20	**G5248**	PRT 250-14				

Standard color black.

Material	LDPE
Temperature Range	-94°F (-70°C) to 150°F (66°C)

Standard Duty

- HEYCaps Series CRT Caps for Round Tubing make **economical, attractive glides** for household and patio furniture; office tables, chairs and equipment; utility carts and exercise equipment.
- As **finishing caps** for both tubing and rods, they cover any scratches, burrs or distortions that may result from cutting operations.
- Provide protection against injury from sharp rod and tubing edges.
- See pages 6-51 and 6-52 for Heyco Plugs for Square and Rectangular Tubing.

Heavy Duty

- Heavy Duty Caps **finish the ends of round tubing** on numerous products such as furniture, lawn and garden equipment, tools and appliances.
- **Thick wall construction** makes them ideal for threaded connections where extra protection is required.
- Designed for **easy installation**.
- **Seat with a firm grip** that prevents accidental removal.

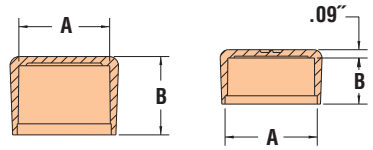

STANDARD DUTY HEAVY DUTY

- With durable construction and **excellent gliding edges**, Heyco PRT Series Plugs for Round Tubing may be used on a wide range of metal furniture, appliances, and similar items.
- **Tapered rib design** ensures a secure fit.
- A **thick, impact and abrasion resistant base** makes PNT Series Plugs ideal tubing closures for products subject to heavy-duty service or exposure to adverse environments.
- Not subject to rust or corrosion.
- For larger diameter sizes, please consult Heyco.

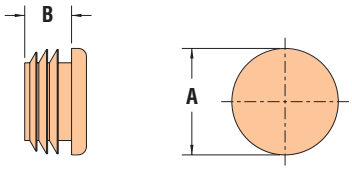

HEYCO

- Heyco Series PST Plugs for Square Tubing **finish raw tubing ends** with a clean finish.
- Sized for different gauges, **fit flush with tubing sides**.
- **Keep dirt and moisture out** of sensitive areas.
- All PST Series Plugs are **.50˝ (12,7 mm) in depth**.
- **Protect against injury** from sharp tubing edges.
- See page 6-50 for HEYCaps and Plugs for Round Tubing
- See page 6-52 for Heyco Plugs for Rectangular Tubing.

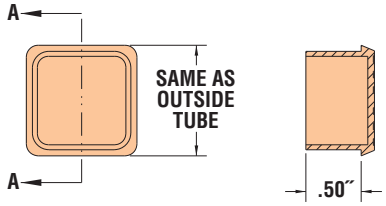

Heyco® Plugs for Square Tubing

PST Series - Clearance Fit

TUBE DIMENSIONS Outside Dimension in.	Outside Dimension mm.	Inside Dimension in.	Inside Dimension mm.	Typical Gauge	PART NO. Black	DESCRIPTION
.50	12,7	.37	9,4	16	**G5260**	PST 50-16
.75	19,1	.62	15,7	16	**G5261**	PST 75-16
1.00	25,4	.76	19,3	11	**G5262**	PST 100-11
		.83	21,1	14	**G5263**	PST 100-14
		.87	22,1	16	**G5264**	PST 100-16
		.90	22,9	18	**G5265**	PST 100-18
		.93	23,6	20	**G5266**	PST 100-20
1.25	31,8	1.01	25,7	11	**G5267**	PST 125-11
		1.08	27,4	14	**G5268**	PST 125-14
		1.12	28,4	16	**G5269**	PST 125-16
1.50	38,1	1.26	32,0	11	**G5270**	PST 150-11
		1.33	33,9	14	**G5271**	PST 150-14
		1.37	34,8	16	**G5272**	PST 150-16
2.00	50,8	1.76	44,7	11	**G5273**	PST 200-11
		1.83	46,6	14	**G5274**	PST 200-14
		1.87	47,5	16	**G5275**	PST 200-16

Standard color black.



- Heyco PSTR Series Plugs feature **externally tapered ribs** designed to fit a wide range of tubing gauges while accommodating any dimensional fluctuations within the tubing.
- Exterior ribs provide a **sure grip inside the tubing**, without the unsightly plastic shavings found on many straight wall glide installations.
- Not subject to rust or corrosion.
- For larger sizes, please consult Heyco.

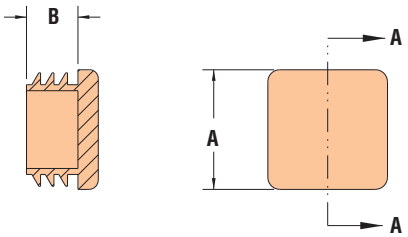

PSTR Series - Ribbed Fit

TUBE DIMENSIONS Inside Dimension Range Minimum in.	Minimum mm.	Maximum in.	Maximum mm.	Typical Gauge	PART NO. Black	DESCRIPTION	PART DIMENSIONS A Outside Dimension in.	A mm.	B Depth in.	B mm.
.37	9,4	.40	10,2	16 - 18	**G5280**	PST R-50-16	.50	12,7	.44	11,2
.46	11,8	.56	14,2	14 - 20	**G5281**	PST R-63-14	.63	15,9	.43	10,9
.48	12,2	.58	14,8	10 - 14	**G5282**	PST R-75-10	.75	19,1		
.58	14,8	.68	17,3	14 - 20	**G5283**	PST R-75-14				
.71	18,1	.81	20,6	14 - 20	**G5284**	PST R-88-14	.88	22,2		
.73	18,6	.83	21,2	10 - 14	**G5285**	PST R-100-10	1.00	25,4		
.83	21,2	.93	23,6	14 - 20	**G5287**	PST R-100-14				
.96	24,5	1.06	26,9	14 - 20	**G5289**	PST R-113-14	1.13	28,6	.49	12,4
.98	24,9	1.08	27,5	10 - 14	**G5290**	PST R-120-10	1.25	31,8	.52	13,2
1.08	27,5	1.18	30,0	14 - 20	**G5291**	PST R-120-14				
1.11	28,2	1.21	30,8	10 - 14	**G5292**	PST R-138-10	1.38	34,9		
1.21	30,8	1.31	33,3	14 - 20	**G5293**	PST R-138-14				
1.23	31,3	1.33	33,9	10 - 14	**G5294**	PST R-150-10	1.50	38,1		
1.33	33,9	1.43	36,3	14 - 20	**G5295**	PST R-150-14				
1.48	37,6	1.58	40,2	10 - 14	**G5296**	PST R-170-10	1.75	44,5		
1.58	40,2	1.68	42,7	14 - 20	**G5297**	PST R-170-14				
1.52	38,7	1.67	42,4	4 -8	**G5298**	PST R-200-04	2.00	50,8		
1.73	44,0	1.83	46,6	10 - 14	**G5299**	PST R-200-10				
1.83	46,6	1.93	49,0	14 - 20	**G5300**	PST R-200-14				
1.98	50,3	2.08	52,9	10 - 14	**G5301**	PST R-225-10	2.25	57,2		
2.09	53,2	2.23	56,7	6 - 10	**G5302**	PST R-250-06	2.50	63,5	.56	14,2
2.23	56,7	2.33	59,3	10 - 14	**G5303**	PST R-250-10	2.50	63,5	.50	12,7
2.37	60,2	2.45	62,2	16 - 23	**G5304**	PST R-250-16	2.50	63,5	.56	14,2

Standard color black.

Material	LDPE
Temperature Range	-94°F (-70°C) to 150°F (66°C)

HEYCO

Heyco® Ergonomic Plugs for Square Tubing

PSTE Series - Vinyl for Greater Flexibility

TUBE DIMENSIONS Inside Dimension Range Minimum in.	Minimum mm.	Maximum in.	Maximum mm.	Typical Gauge	PART NO. Black	DESCRIPTION	PART DIMENSIONS A Outside Dimension in.	A mm.	B Depth in.	B mm.
.58	14,7	.68	17,3	14 - 20	**G5320**	PST E-75-14	.75	19,1	.43	10,9
.73	18,5	.83	21,1	10 - 14	**G5321**	PST E-100-10	1.00	25,4		
.83	21,1	.93	23,6	14 - 20	**G5322**	PST E-100-14				
1.08	27,4	1.18	30,0	14 - 20	**G5323**	PST E-125-14	1.25	31,8	.52	13,2
1.23	31,2	1.33	33,8	10 - 14	**G5324**	PST E-150-10	1.50	38,1		
1.33	33,8	1.43	36,3	14 - 20	**G5325**	PST E-150-14				
1.73	43,9	1.83	46,5	14 - 20	**G5326**	PST E-200-10	2.00	50,8		

Standard color black.

- **Flexible, ribbed design** allows quick and easy fingertip installation.
- **Removable without the use of tools** (Traditional glides and tube plugs are designed to be permanent. Their rigid design makes removal very difficult).
- Injection molded for intricate detail and design, with **flexibility**.
- See page 6-50 for HEYCaps and Plugs for Round Tubing.
- Material: Vinyl. Vinyl **decreases mobility** or sliding on floors, helping to keep your application in place.

Heyco® Plugs for Rectangular Tubing

PZT Series - Ribbed Fit

TUBE DIMENSIONS Outside Dimensions A in.	A mm.	B in.	B mm.	Wall Thickness in.	Typical Gauge	PART NO. Black	DESCRIPTION	PLUG Depth C in.	C mm.
.50	12,7	1.00	25,4	.065 - .049	16 - 18	**G5330**	PZT 50-100-16	.43	10,9
		1.50	38,1	.083 - .035	14 - 20	**G5331**	PZT 50-150-14	.50	12,7
.63	15,9	1.12	28,6	.083 - .035	14 - 20	**G5332**	PZT 63-112-14	.43	10,9
		1.25	31,8	.083	14	**G5334**	PZT 63-125-14	.50	12,7
		1.38	34,9	.083 - .035	14 - 20	**G5335**	PZT 63-138-14	.43	10,9
.75	19,1	1.50	38,1	.083 - .035	14 - 20	**G5336**	PZT 75-150-14	.43	10,9
1.00	25,4	1.25	31,8	.083 - .035	14 - 20	**G5337**	PZT 100-125-14	.50	12,7
		1.50	38,1	.134 - .083	10 - 14	**G5338**	PZT 100-150-10		
				.083 - .035	14 - 20	**G5339**	PZT 100-150-14		
		2.00	50,8	.134 - .083	10 - 14	**G5340**	PZT 100-200-10		
				.083 - .035	14 - 20	**G5341**	PZT 100-200-14*		
				.065	16	**G5342**	PZT 100-200-16	.36	9,1
		2.50	63,5	.083 - .035	14 - 20	**G5343**	PZT 100-250-14	.45	11,4
				.065 - .049	16 - 18	**G5344**	PZT 100-250-16	.50	12,7
		3.00	76,2	.083 - .035	14 - 20	**G5345**	PZT 100-300-14	.51	13,0
1.50	38,1	2.00	50,8	.134 - .083	10 - 14	**G5346**	PZT 150-200-10	.50	12,7
		2.50	63,5	.109 - .065	12 - 16	**G5347**	PZT 150-250-12	.53	13,5
		3.00	76,2	.134 - .083	10 - 14	**G5348**	PZT 150-300-10	.50	12,7
		3.50	88,9	.134 - .083	10 - 14	**G5349**	PZT 150-350-10	.60	15,2
1.96	49,8	3.94	100,1	.203 - .109	6 - 12	**G5356**	PZT 196-394-06M	.65	16,5
2.00	50,8	2.50	63,5	.134 - .083	10 - 14	**G5351**	PZT 200-250-10	.52	13,2
		3.00	76,2	.203 - .165	6 - 8	**G5352**	PZT 200-300-06		
				.134 - .083	10 - 14	**G5353**	PZT 200-300-10		
				.083 - .035	14 - 20	**G5354**	PZT 200-300-14	.50	12,7
		4.00	101,6	.203 - .120	6 - 11	**G5355**	PZT 200-400-06	.94	23,9
				.134 - .083	10 - 14	**G5357**	PZT 200-400-10	.50	12,7
				.083 - .035	14 - 20	**G5358**	PZT 200-400-14		
		5.00	127,0	.165	8	**G5359**	PZT 200-500-08*	1.00	25,4
				.134	10	**G5360**	PZT 200-500-10*		

Standard color black.
*Smooth (ie, not ribbed) shank.

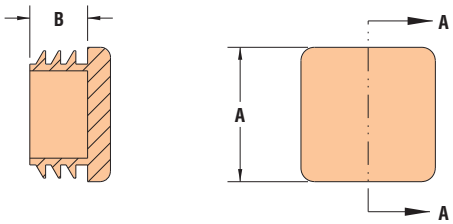

- Featuring the same external rib design of Heyco PSTR Series Plugs for Square Tubing, PZT Series Plugs for Rectangular Tubing are offered in a **broad selection of width-to-length proportions**, to fit many special tubing shapes found on stands for computer terminals, office machines, display fixtures, and similar metal furnishings and equipment.
- **Durable construction** ensures exceptional performance in business and commercial applications.

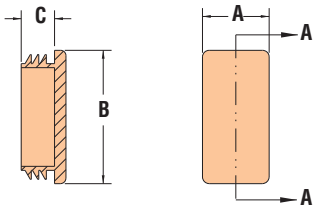

	PSTE		LDPE
Material	Vinyl	Material	
Temperature Range	26°F (-32°C) to 200°F (93°C)	Temperature Range	-94°F (-70°C) to 150°F (66°C)

HEYCO

Heyco® Stock and Custom* Colors for Dome Plugs and Shorty Plugs

*CUSTOM Color parts MUST be color matched. For accurate matching, consult Heyco for sample molded nylon color chips.

For complete Dome Plug Part Dimensions and Specifications, see page 6-25.

For complete Shorty Plug Part Dimensions and Specifications, see page 6-27.

- **Heyco Stock and Custom Colors are Molded-in, not dyed, Colors.**
- Stock and Custom Color Minimum Order Quantities are usually higher than for Black and White parts.
- **STOCK** Color means the color concentrate pellets are in stock at Heyco.
- The Stock Colors shown are **approximate**. Consult Heyco for Stock Color molded nylon color chips.
- Stock Color lead times are typically 2-3 weeks from receipt of order.
- For Stock Color part numbers in other Plug styles, for example Glossy or Double D Plugs, please consult Heyco.
- **CUSTOM** Color parts MUST be color matched to your application. For accurate matching, consult Heyco for sample molded nylon color chips.
- Custom Color lead times are typically 4 weeks from receipt of order.
- **We offer Stock and Custom Colors in virtually all of our nylon molded products.**
- Heyco's Axcell Rapid Response Team is ready to customize your Plug in various sizes, shapes, materials, and colors. We can even mold your Company logo directly onto your Plug!

MOUNTING HOLE DIA.		PLUG TYPE	ROOT PART NO.	STOCK COLOR PART NUMBER SUFFIX									YOUR CUSTOM COLOR HERE
in.	mm.			FK	FL	FJ	EH	CS	DD	CF	DQ	FI	xx **
.218	5,5	Shorty	**1656**	FK	FL	FJ	EH	CS	DD	CF	DQ	FI	xx
.250	6,4	Dome	**2605**	FK	FL	FJ	EH	CS	DD	CF	DQ	FI	xx
.281	7,1	Shorty	**1662**	FK	FL	FJ	EH	CS	DD	CF	DQ	FI	xx
.312	7,9	Dome	**2615**	FK	FL	FJ	EH	CS	DD	CF	DQ	FI	xx
		Shorty	**1680**	FK	FL	FJ	EH	CS	DD	CF	DQ	FI	xx
.343	8,7	Shorty	**1665**	FK	FL	FJ	EH	CS	DD	CF	DQ	FI	xx
.375	9,5	Dome	**2619**	FK	FL	FJ	EH	CS	DD	CF	DQ	FI	xx
		Shorty	**1683**	FK	FL	FJ	EH	CS	DD	CF	DQ	FI	xx
.437	11,1	Dome	**2635**	FK	FL	FJ	EH	CS	DD	CF	DQ	FI	xx
		Shorty	**1686**	FK	FL	FJ	EH	CS	DD	CF	DQ	FI	xx
.500	12,7	Dome	**2645**	FK	FL	FJ	EH	CS	DD	CF	DQ	FI	xx
		Shorty	**1689**	FK	FL	FJ	EH	CS	DD	CF	DQ	FI	xx
.531	13,5	Shorty	**1674**	FK	FL	FJ	EH	CS	DD	CF	DQ	FI	xx
.562	14,3	Dome	**2655**	FK	FL	FJ	EH	CS	DD	CF	DQ	FI	xx
.625	15,9	Dome	**2665**	FK	FL	FJ	EH	CS	DD	CF	DQ	FI	xx
		Shorty	**1692**	FK	FL	FJ	EH	CS	DD	CF	DQ	FI	xx
.687	17,4	Dome	**2675**	FK	FL	FJ	EH	CS	DD	CF	DQ	FI	xx
.750	19,1	Dome	**2685**	FK	FL	FJ	EH	CS	DD	CF	DQ	FI	xx
		Shorty	**1695**	FK	FL	FJ	EH	CS	DD	CF	DQ	FI	xx
.812	20,6	Dome	**2695**	FK	FL	FJ	EH	CS	DD	CF	DQ	FI	xx
.875	22,2	Dome	**2705**	FK	FL	FJ	EH	CS	DD	CF	DQ	FI	xx
		Shorty	**1701**	FK	FL	FJ	EH	CS	DD	CF	DQ	FI	xx
1.000	25,4	Dome	**2715**	FK	FL	FJ	EH	CS	DD	CF	DQ	FI	xx
		Shorty	**1704**	FK	FL	FJ	EH	CS	DD	CF	DQ	FI	xx
1.093-	27,8-	Dome	**2725**	FK	FL	FJ	EH	CS	DD	CF	DQ	FI	xx
1.125	28,6	Shorty	**1707**	FK	FL	FJ	EH	CS	DD	CF	DQ	FI	xx
1.187	30,1	Dome	**2735**	FK	FL	FJ	EH	CS	DD	CF	DQ	FI	xx
1.250	31,7	Dome	**2742**	FK	FL	FJ	EH	CS	DD	CF	DQ	FI	xx
1.375	34,9	Dome	**2755**	FK	FL	FJ	EH	CS	DD	CF	DQ	FI	xx
1.500	38,1	Dome	**2765**	FK	FL	FJ	EH	CS	DD	CF	DQ	FI	xx
1.750	44,5	Dome	**2775**	FK	FL	FJ	EH	CS	DD	CF	DQ	FI	xx
2.000	50,8	Dome	**2785**	FK	FL	FJ	EH	CS	DD	CF	DQ	FI	xx
2.5	63,5	Dome	**2792**	FK	FL	FJ	EH	CS	DD	CF	DQ	FI	xx
3.0	76,2	Dome	**2457**	FK	FL	FJ	EH	CS	DD	CF	DQ	FI	xx

**** xx indicates that, following the color match process, Heyco will add a two letter suffix to the Root Part Number shown. This suffix will identify your particular CUSTOM Color selection. Consult Heyco for molded nylon color chips for accurate matching.**

Your logo here

HEYCO

Heyco® Vent Plugs and Thick Panel Vent Plugs

Mounting Hole Diameter Range: .500˝ (12,7 mm) to 4.000˝ (101,6 mm)

MOUNTING HOLE DIAMETER in.	MOUNTING HOLE DIAMETER mm.	PART NO. Black	PART NO. White	DESCRIPTION	PART DIMENSIONS No. of Vent Holes	A Head Diameter in.	A Head Diameter mm.	B Overall Height in.	B Overall Height mm.
Multiple Locking Steps for Panel Thickness up to .125˝ (3,2 mm)									
.500	12,7	**2637**	**2638**	VP 500	4	.56	14,2	.41	10,3
.562	14,3	**2647**	-	VP 562	4	.66	16,7		
.625	15,9	**2657**	**2658**	VP 625	5	.73	18,7		
.750	19,1	**2677**	**2678**	VP 750	8	.91	23,0		
.812	20,6	**2688**	**2689**	VP 812	8	.89	22,6		
.875	22,2	**2697**	**2698**	VP 875	9	1.02	25,8	.45	11,5
1.000	25,4	**2707**	**2708**	VP 1000	9	1.20	30,6		
1.093 - 1.125	27,8 - 28,6	**2726**	**2727**	VP 1093	9	1.22	30,9		
1.187	30,1	**2736**	**2737**	VP 1187	10	1.31	33,3		
1.250	31,7	**2743**	**2744**	VP 1250	10	1.38	34,9		
		2797	-	SVP 1250-4	4				
1.375	34,9	**2756**	**2757**	VP 1375	11	1.50	38,1		
1.500	38,1	**2766**	**2767**	VP 1500	13	1.67	42,4		
1.750	44,5	**2776**	**2777**	VP 1750	13	1.91	48,4		
2.000	50,8	**2786**	**2787**	VP 2000	19	2.14	54,4	.47	11,9
Multiple Locking Steps for Panel Thickness up to .250˝ (6,4 mm)									
.500	12,7	**3010**	**3011**	VPT 500	4	.58	14,7	.56	14,3
.625	15,9	**3013**	**3014**	VPT 625	5	.73	18,7		
.750	19,1	**2426**	**2427**	VPT 750	8	.91	23,0		
.875	22,2	**3152**	**3153**	VPT 875	9	1.02	25,8		
1.000	25,4	**3154**	**3155**	VPT 1000	9	1.20	30,6		
1.093 - 1.125	27,8 - 28,6	**3032**	**3033**	VPT 1093	9	1.22	30,9		
1.187	30,1	**3160**	**3161**	VPT 1187	10	1.31	33,3		
1.250	31,7	**3034**	**3035**	VPT 1250	10	1.38	34,9		
1.375	34,9	**3036**	**3037**	VPT 1375	11	1.50	38,1		
1.500	38,1	**3156**	**3157**	VPT 1500	13	1.67	42,4		
1.750	44,5	**3038**	**3039**	VPT 1750	13	1.91	48,4		
2.000	50,8	**3158**	**3159**	VPT 2000	19	2.14	54,4	.58	14,7
2.500	63,5	**2793**	**2794**	VP 2.5	19	2.72	69,0	.75	19,1
3.000	76,2	**2458**	**2459**	VP 3.0	26	3.15	80,0	.74	18,8
3.500	88,9	**2467**	**2468**	VP 3.5	38	3.66	92,9	.75	19,1
4.000	101,6	**2476**	**2477**	VP 4.0	48	4.16	105,6		

Standard color black. Consult Heyco for other colors.

- Permit the passage of air for ventilation and heat dissipation.
- Quick and easy installation with only fingertip pressure.
- Convex, matte finish head tapers to a thin edge.
- VP-500 through VP-875 have .094˝ (2,4 mm) diameter vent holes. All other sizes have .125˝ (3,2 mm) diameter vents.
- Lock firmly into panel up to .250˝ (6,4 mm) thick.
- Locking fingers in fractional increments up to the maximum panel thickness.
- Multiple sizes for use in .500˝ (12,7 mm) to 4.000˝ (101,6 mm) diameter holes.
- Approximate Head Thickness: .062˝ (1,6 mm). Thickness may vary.
- Heyco Louvered Plugs available, see page 6-56.

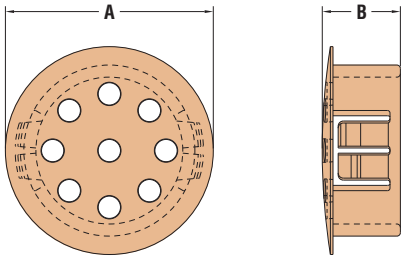

Material	Nylon 6/6
Certifications	Recognized under the Component Program of Underwriters' Laboratories, File E51579
	Certified by Canadian Standards Association, File 8919
Flammability Rating	94V-2
Temperature Range	-40°F (-40°C) to 221°F (105°C)

Quick Specs

HEYCO

HEYClean™ Filter Insert Vent Plugs

Mounting Hole Diameter Range: .500˝ (12,7 mm) to 3.000˝ (76,2 mm)

- Filter inserts permit the passage of air for ventilation but limit liquid as well as dust and pest infiltration.
- Polyurethane foam filter will filter particle sizes 30 micron and larger.
- Filter is captive in body of vent plug and uses no additional real estate inside.



MOUNTING HOLE DIAMETER in.	MOUNTING HOLE DIAMETER mm.	PART NO. Black	DESCRIPTION	PART DIMENSIONS No. of Vent Holes	A Head Diameter in.	A Head Diameter mm.	B Overall Height in.	B Overall Height mm.
Multiple Locking Steps for Panel Thickness up to .125˝ (3,2 mm)								
.500	12,7	**4917**	FIVP 500	4	.56	14,2	.41	10,4
.875	22,2	**4919**	FIVP 875	9	1.02	25,8	.45	11,5
1.000	25,4	**4921**	FIVP 1000	9	1.20	30,6		
1.093 - 1.125	27,8 - 28,6	**4923**	FIVP 1093	9	1.22	30,9		
1.375	34,9	**4931**	FIVP 1375	11	1.50	38,1		
1.500	38,1	**4933**	FIVP 1500	13	1.67	42,4		
2.000	50,8	**4937**	FIVP 2000	19	2.14	54,4	.47	11,9
Multiple Locking Steps for Panel Thickness up to .250˝ (6,4 mm)								
.875	22,2	**4973**	FIVPT 875	9	1.02	25,8	.56	14,3
1.000	25,4	**4975**	FIVPT 1000	9	1.20	30,6		
1.093 - 1.125	27,8 - 28,6	**4977**	FIVPT 1093	9	1.22	30,9		
1.375	34,9	**4983**	FIVPT 1375	11	1.50	38,1		
1.500	38,1	**4985**	FIVPT 1500	13	1.67	42,4		
2.000	50,8	**4989**	FIVPT 2000	19	2.14	54,4	.58	14,7
2.500	63,5	**4939**	FIVP 2.5	19	2.72	69,0	.75	19,1
3.000	76,2	**4941**	FIVP 3.0	26	3.15	80,0	.74	18,8

Standard color black. Consult Heyco for other colors.

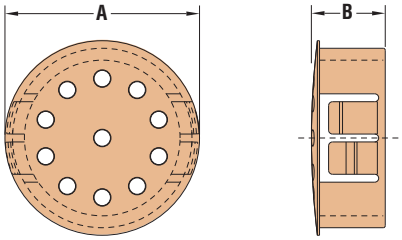

Quick Specs

Material	Nylon 6/6
Flammability Rating	94V-2
Temperature Range	-40°F (-40°C) to 221°F (105°C)

HEYCO

Heyco® Louvered Plugs

Mounting Hole Diameter Range: .875˝ (22,2 mm) to 3.000˝ (76,2 mm)

MOUNTING HOLE DIAMETER in.	MOUNTING HOLE DIAMETER mm.	PART NO. Black	DESCRIPTION	PART DIMENSIONS A Head Diameter in.	A Head Diameter mm.	B Overall Height in.	B Overall Height mm.
Multiple Locking Steps for Panel Thickness up to .125˝ (3,2 mm)							
.875	22,2	**2557**	LP 875	1.02	25,8	.53	13,5
1.000	25,4	**2559**	LP 1000	1.21	30,6		
1.093 - 1.125	27,8 - 28,6	**2561**	LP 1093	1.22	30,9		
1.375	34,9	**2567**	LP 1375	1.50	38,1	.54	13,8
1.500	38,1	**2569**	LP 1500	1.68	42,6		
2.000	50,8	**2594**	LP 2000	2.17	55,1		
Multiple Locking Steps for Panel Thickness up to .250˝ (6,4 mm)							
2.500	63,5	**2596**	LP 2.5	2.72	69,0	.82	20,9
3.000	76,2	**2598**	LP 3.0	3.17	80,5		

Standard color black. Consult Heyco for other colors.

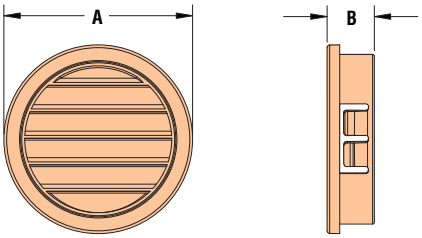

- Louvers permit the passage of air for ventilation but limit liquid infiltration.
- Suitable for ventilation in electronic enclosures, motor housings and metal or plastic panels.
- Quick and easy installation with flexible orientation of louver direction.
- Withstand a push back force of 35 lbs. (47 Nm).
- Lock firmly into panel up to .250˝ (6,4 mm) thick.
- Locking fingers in fractional increments up to the maximum panel thickness.
- Heyco Vent Plugs, Heyco Thick Panel Vent Plugs, and Heyco Liquid Tight Threaded Vent Plugs also available.

HEYClean™ Filter Insert Louvered Plugs

Mounting Hole Diameter Range: .875˝ (22,2 mm) to 3.000˝ (76,2 mm)

MOUNTING HOLE DIAMETER in.	MOUNTING HOLE DIAMETER mm.	PART NO. Black	DESCRIPTION	PART DIMENSIONS A Head Diameter in.	A Head Diameter mm.	B Overall Height in.	B Overall Height mm.
Multiple Locking Steps for Panel Thickness up to .125˝ (3,2 mm)							
.875	22,2	**4947**	FILP 875	1.02	25,8	.53	13,5
1.000	25,4	**4949**	FILP 1000	1.21	30,6		
1.093 - 1.125	27,8 - 28,6	**4951**	FILP 1093	1.22	30,9		
1.375	34,9	**4957**	FILP 1375	1.50	38,1	.54	13,8
1.500	38,1	**4959**	FILP 1500	1.68	42,6		
2.000	50,8	**4963**	FILP 2000	2.17	55,1		
Multiple Locking Steps for Panel Thickness up to .250˝ (6,4 mm)							
2.500	63,5	**4965**	FILP 2.5	2.72	69,0	.82	20,9
3.000	76,2	**4967**	FILP 3.0	3.17	80,5		

Standard color black. Consult Heyco for other colors.

- Located behind the louvers, filter inserts permit the passage of air for ventilation but limit liquid as well as dust and pest infiltration.
- Polyurethane foam filter will filter particle sizes 30 micron and larger.



Material	Nylon 6/6
Flammability Rating	94V-2
Temperature Range	-40°F (-40°C) to 221°F (105°C)

Quick Specs

HEYCO

Heyco® Threaded Vent Plugs

Open vent holes only

- Permit the passage of air for ventilation and heat dissipation.
- Quick and easy installation into Threaded Holes.
- For multiple thread sizes and types.
- All sizes and types feature seven (7) .094″ (2,4 mm) diameter vent holes.
- Threaded plugs for hydraulic and pneumatic applications.
- Lower cost option over brass or steel plugs.
- Non-corrosive-resist salt water, weak acids, gasoline, alcohol, oil, grease and common solvents. Resist oil and heat up to 221°F (105°C).
- Approximate Head Thickness: .21″ (5,3 mm). Thickness may vary.
- Hex shaped head for wrench installation.
- Electrically non-conductive Nylon 6/6.
- For **Liquid Tight** Threaded Vent Plugs, see page 6-58.

THREAD	PART NO.		DESCRIPTION	PART DIMENSIONS			
				A Wrenching Flats		B Overall Length	
Type/Size	Black	Gray		in.	mm.	in.	mm.
NPT							
NPT 1/4	**3551B**	**3551**	TVP NPT 1/4	.63	16,0	.66	16,8
NPT 3/8	**3552B**	**3552**	TVP NPT 3/8	.83	21,0	.69	17,5
NPT 1/2	**3553B**	**3553**	TVP NPT 1/2	.98	24,9	.81	20,6
NPT 3/4	**3554B**	**3554**	TVP NPT 3/4	1.29	32,8	.86	21,8
PG - for PG Thread specifications, see page 3-49							
Pg 7	**3566B**	**3566**	TVP Pg 7	.63	16,0	.53	13,5
Pg 9	**3567B**	**3567**	TVP Pg 9	.83	21,0		
Pg 13.5	**3568B**	**3568**	TVP Pg 13.5	.98	24,9	.62	15,8
Pg 21	**3569B**	**3569**	TVP Pg 21	1.29	32,8	.76	19,3
Metric							
M12	**3557B**	**3557**	TVP M12	.63	16,0	.53	13,5
M16	**3558B**	**3558**	TVP M16	.83	21,0		
M20	**3559B**	**3559**	TVP M20	.98	24,9	.62	15,8

Standard color Black. Consult Heyco for other colors.

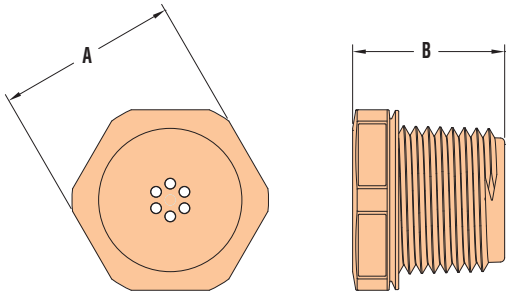

Quick Specs

Material	Nylon 6/6 bodies with UL (f1) rating
Flammability Rating	94V-2
Temperature Range	-40°F (-40°C) to 221°F (105°C)

HEYCO

NO O-RING REQUIRED!

HEYClean™ Liquid Tight Threaded Vent Plugs

With Integral Sealing Ring and Liquid Tight Filter

THREAD Type/Size	PART NO. Black	PART NO. Gray	DESCRIPTION	PART DIMENSIONS A Wrenching Flats in.	A mm.	B Overall Length in.	B mm.
NPT							
NPT 1/4	**3544VB**	**3544V**	LTTVP NPT 1/4	.63	16,0	.66	16,8
NPT 3/8	**3545VB**	**3545V**	LTTVP NPT 3/8	.83	21,0	.69	17,5
NPT 1/2	**3546VB**	**3546V**	LTTVP NPT 1/2	.98	24,9	.81	20,6
NPT 3/4	**3547VB***	**3547V***	LTTVP NPT 3/4	1.29	32,8	.86	21,8
PG - For PG Thread specifications, see page 3-49							
Pg 7	**3574VB**	**3574V**	LTTVP Pg 7	.63	16,0	.53	13,5
Pg 9	**3575VB**	**3575V**	LTTVP Pg 9	.83	21,0		
Pg 13.5	**3576VB**	**3576V**	LTTVP Pg 13.5	.98	24,9	.62	15,8
Pg 21	**3401VB**	**3401V**	LTTVP Pg 21	1.29	32,8	.76	19,3
Metric							
M12	**3582VB**	**3582V**	LTTVP M12	.63	16,0	.53	13,5
M16	**3583VB**	**3583V**	LTTVP M16	.83	21,0		
M20	**3584VB**	**3584V**	LTTVP M20	.98	24,9	.62	15,8

Standard color Black. Consult Heyco for other colors.
*IP 65 rated.

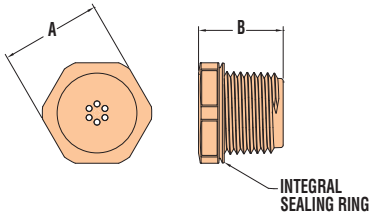

Threaded Vent Plug

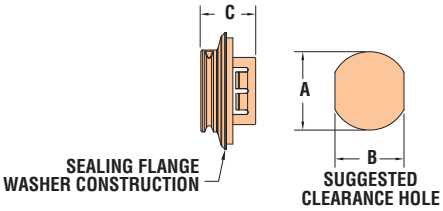

Snap-In Vent Plug

HEYClean™ Liquid Tight Snap-In Vent Plugs

With Integral Sealing Flange/Washer and Liquid Tight Filter

Mounting Hole Diameter Range: .500″ (12,7 mm) to 1.125″ (28,6 mm)

A Mounting Hole Dia.* in.	A mm.	PART NO. Black	DESCRIPTION	PART DIMENSIONS B To Prevent Rotation in.	B mm.	C Max. O.A. Length in.	C mm.
.500	12,7	**3481VB**	LTSV 500	.45	11,4	.600	15,2
.875	22,2	**3486VB**	LTSV 875	.77	19,6	.620	15,7
1.125	28,6	**3488VB**	LTSV 1125	1.00	25,4	.660	16,8

Standard color black. Consult Heyco for other colors.
* Consult Heyco for additional sizes.

- Integral sealing ring ensures a **superior seal** at mounting hole location, every time; **IP 67 and 68 Rated**.
- Allow the passage of air for ventilation and heat dissipation, yet prevent moisture intrusion, remain liquid tight.
- Maximum airflow: ≥16.6 LPM/3.7cm^2 @ 13.5 psi.
- UL Rated for Type NEMA 3R, 4, and 4X applications.
- Filter membrane prevents moisture and particulate contamination in electronic enclosures.
- Pressure compensating seal prevents buildup of pressure inside of electronic enclosures due to environmental temperature cycling.
- Quick and easy installation into Threaded (LTTVP) and Clearance (LTSV) holes.
- Membrane seal is ultrasonically welded to nylon body.
- Lower cost option over metal or steel plugs.
- Approximate Head Thickness: .21" (5,3 mm). Thickness may vary.
- Hex shaped head for wrench installation (LTTVP only).
- Electrically non-conductive Nylon 6/6.
- Quick and easy **Snap-in** installation into Clearance Holes.
- All sizes and types feature (9) .094" (2,4 mm) diameter vent holes.
- **Snap-In** plugs for panel and housing applications.
- Lower cost option over brass or steel plugs.
- Snap into a range of panel thicknesses up to .125" (3,2 mm) with no tools (LTSV only).

Material	Nylon 6/6 bodies with an Acrylic Copolymer Filter
Certifications	c UL us Recognized under the Component Program of Underwriters' Laboratories, File E330194 to both Canadian and U.S. Requirements
Flammability Rating	94V-2
Temperature Range	-40°F (-40°C) to 221°F (105°C)
IP Rating	IP 65/67/68

Quick Specs

Pressure Equalization Plugs

- Allow the passage of air for ventilation and heat dissipation, yet prevent moisture intrusion.
- Filter membrane prevents moisture and particulate contamination in electronic enclosures.
- Pressure compensating seal prevents buildup of pressure inside of electronic enclosures due to environmental temperature cycling.
- Quick and easy installation into Clearance or Threaded Holes.
- **Nickel-plated finish over brass provides excellent corrosion resistance and durability.**
- Head Thickness: .37˝ (9,5 mm) to .39˝ (10 mm).
- Hex shaped body for wrench installation.
- Filter element:
  Liquid Tight Membrane: Polyethersulfone (PES)
  Sintered Disc: Bronze
- DFARS Compliant

Drain Plugs

- Drainage Plugs are ideal for applications where condensation is expected.
- Stainless steel mesh allows water to drain quickly, but protects enclosure from bugs and dust.
- Drainage Plugs feature a "cutout" section to allow water to completely drain from enclosure, and should be installed at enclosure's lowest point.
- Head Thickness: .37˝ (9,5 mm) to .39˝ (10 mm).
- Hex shaped body for wrench installation.
- DFARS Compliant

Drain Plug Locknuts

- Quick and easy installation into Clearance Holes only.
- Locknuts feature special "cutout" to allow water to completely drain from enclosure, when used with HEYClean™ Threaded Drain Plugs.
- DFARS Compliant

HEYClean® Brass Pressure Equalization and Drain Plugs

For Pressure Equalization and Drainage Applications

THREAD Type/Size	PART NO.	DESCRIPTION	PART DIMENSIONS A Clearance Hole in.	A mm.	B Overall Length in.	B mm.	C Thread Length in.	C mm.	D Wrenching Flats in.	D mm.	PROTECTION CLASS
Liquid Tight Pressure Equalization Plugs - *Ultimate in Liquid Tight Pressure Equalization*											
M12 x 1.5	**4350**	BRASS LTPEP M12	.47	12,0	.69	17,5	.31	8,0	.71	18,0	IP 66,67,68
M16 x 1.5	**4351**	BRASS LTPEP M16	.63	16,0							
M20 x 1.5	**4352**	BRASS LTPEP M20	.79	20,0	.71	18,0	.31	8,0	.87	22,0	
Liquid Resistant Pressure Equalization Plugs - *Maximize Airflow for Extreme Pressure and Moisture Fluctuations*											
M12 x 1.5	**4354**	BRASS LRPEP M12	.47	12,0	.69	17,5	.31	8,0	.71	18,0	IP 55, x9K
M16 x 1.5	**4355**	BRASS LRPEP M16	.63	16,0							
M20 x 1.5	**4356**	BRASS LRPEP M20	.79	20,0	.71	18,0	.31	8,0	.87	22,0	
Threaded Drain Plug - *For Applications Where Condensation Is Expected**											
M12 x 1.5	**4357**	BRASS TDP M12	.47	12,0	.77	19,5	.39	10,0	.71	18,0	IP 4x
M16 x 1.5	**4358**	BRASS TDP M16	.63	16,0							
M20 x 1.5	**4359**	BRASS TDP M20	.79	20,0	.79	20,0	.39	10,0	.87	22,0	

Stainless Steel available. Consult Heyco.
*Heyco Drainage Plug Brass Locknuts sold separately

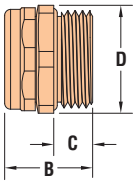

4350

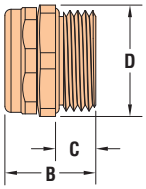

4354

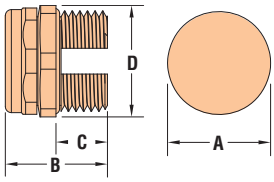

4357

HEYClean® Drain Plug Brass Locknuts

For Use with HEYClean™ Threaded Drain Plugs

THREAD Type/Size	PART NO.	DESCRIPTION	PART DIMENSIONS A Thickness in.	A mm.	B Wrenching Flats in.	B mm.
M12 x 1.5	**4360**	BRASS DPLN M12	.18	4,5	.59	15,0
M16 x 1.5	**4361**	BRASS DPLN M16	.22	5,5	.75	19,0
M20 x 1.5	**4362**	BRASS DPLN M20	.22	5,5	.94	24,0

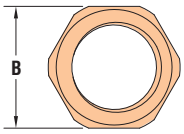

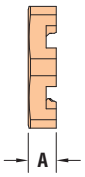

Material	Nickel-Plated Brass
Temperature Range	-40°F (-40°C) to 230°F (110°C)
IP Rating	Membrane - IP66/IP68/IP69
	Filter Disc - IP55/ IPX9K
	Drainage Element - IP4X

HEYCO

Heyco® Fan Guards

NO. Rings	PART NO.	DESCRIPTION	PART DIMENSIONS A in.	A mm.	B in.	B mm.	C in.	C mm.	D in.	D mm.	STYLE
2	**0975**	FG 25	.94	24,0	1.24	31,4	.12	2,2	.14	3,5	1
	0976	FG 40	1.15	29,1	1.26	32,0	.19	4,8	.16	4,0	2
3	**0977**	FG 50	1.62	41,1	1.57	40,0	.19	4,8	.18	4,6	
4	**0978**	FG 60	2.09	53,2	1.97	50,0	.17	4,4			
5	**0979**	FG 80	2.99	76,0	2.82	71,5	.22	5,5	.19	4,8	
6	**0980**	FG 92	3.54	90,0	3.25	82,5	.22	5,5			
8	**0981**	FG 120	4.55	115,6	4.13	105,0	.22	5,5	.18	4,6	
10	**0982**	FG 150	6.08	154,4	6.38	162,1	.26	6,5	.19	4,8	3

- Good corrosion resistance, easy to clean.
- Screw mount.
- Material: Steel wire Electroplated; Nickel Chrome finish.

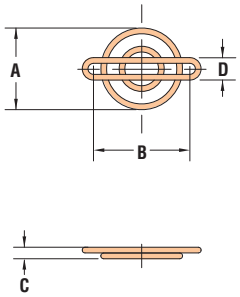

Style 1

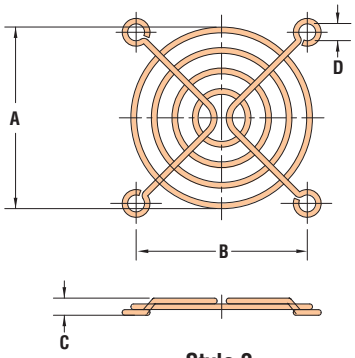

Style 2

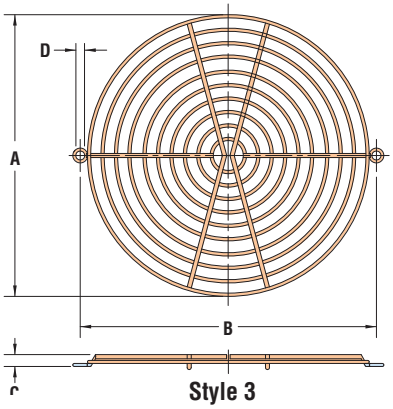

Style 3

Heyco® Fan Guard Rivets

WILL FIT THESE PANELS MOUNTING HOLE DIA. in.	mm.	PANEL THICKNESS Min. in.	mm.	Max. in.	mm.	PART NO. Black	DESCRIPTION	PART DIMENSIONS A Length in.	mm.	B Head Height in.	mm.	C Head Diameter in.	mm.	EXTRACTION FORCE Lbs	Kg
Snap Style															
.124	3,1	.81	20,5	.85	21,5	**9326**	PR 124-807	.91	23,0	.06	1,6	.25	6,4	17.6	8
Push Style															
.137	3,5	.81	20,5	.85	21,5	**9327**	DR 137-807	.91	23,0	.03	0,8	.20	5,0	17.6	8

UL94V-2 Nylon 6 - both Rivets

- Permanently mount fan to chassis or finger guards to fan.
- Provide tamper resistant application.
- Prongs expand to hold securely as pin is driven.
- Single-operation front mounting saves time and money.
- Low profile head.
- Installed by hand or with installation tool.
- Part Description Key: PR/DR XXX-YYY where XXX = Mounting Hole Diameter (inches) and YYY = minimum Panel Thickness (inches).

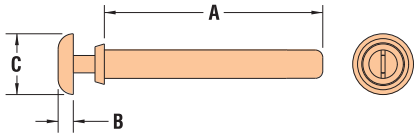

Snap Style

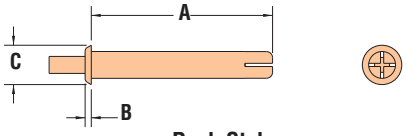

Push Style

	Rivets
Material	Nylon 6/6
Flammability Rating	94V-2
Temperature Range	-.4°F (-18°C) to 185°F (85°C)

Quick Specs

HEYCO

Heyco® Fan Mounts

PANEL DIMENSIONS				FAN DIMENSIONS				PART	DESCRIPTION	MAT'L	PART DIMENSIONS						STYLE
Max. Panel Thickness		Mounting Hole Dia.		Mounting Hole Dia.		Thickness					A		B		C		
in.	mm.	in.	mm.	in.	mm.	in.	mm.				in.	mm.	in.	mm.	in.	mm.	
FMS - Standard																	
.055	1,4	.197	5,0	.20	5,0	.08	2,0	**0345**	FMS-1	EPDM 30	.06	1,5	.07	1,9	1.27	32,3	1
								0346	FMS-2	EPDM 40							
						.12	3,1	**0348**	FMS-3	EPDM 30	.06	1,5	.12	3,0	.87	22,2	2
								0349	FMS-4	EPDM 40							
.031	0,8	.138	3,5	.14	3,5	.79	20,0	**0354**	FMS-5	Silicone Rubber 40	.06	1,5	.73	18,5	2.20	56,0	3
.118	3,0	.169	4,3	.17	4,3	.59	15,0	**0355**	FMS-6	Silicone Rubber 40	.08	2,0	.55	14,0	2.12	53,8	
.031	0,8	.138	3,5	.14	3,5	.98-1.10	25,0-28,0	**0356**	FMS-7	Silicone Rubber 40	.06	1,5	.94	24,0	2.87	73,0	
FMM - Multi																	
.039-.059	1,0-1,5	.177-.189	4,5-4,8	.13-.18	3,2-4,5	.39-2.00	10,0-51,0	**0357**	FMM-1	Silicone Rubber 40	see schematic drawing						4
FMB - Break-Away																	
.031-.063	0,8-1,6	.177-.197	4,5-5,0	.16-.18	4,0-4,5	.98-2.01	25,0-51,0	**0359**	FMB-1	Silicone Rubber 40	see schematic drawing						5
				.13-.14	3,2-3,5	up to .40	up to 10,0	**0363**	FMB-2	Silicone Rubber 40	see schematic drawing						6
				.16-.18	4,0-4,5	up to .98	up to 25,0										

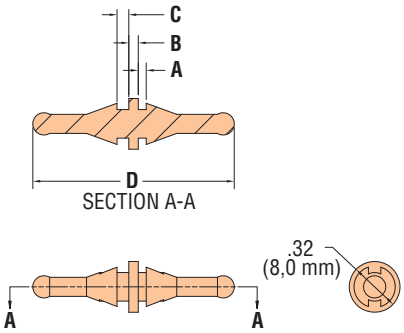

Style 1

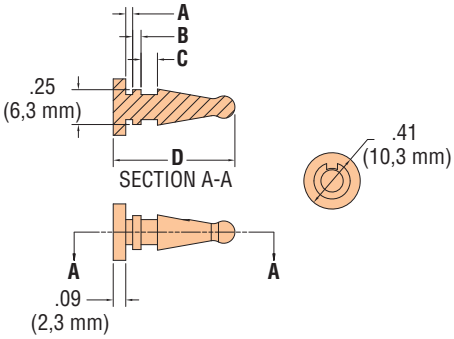

Style 2

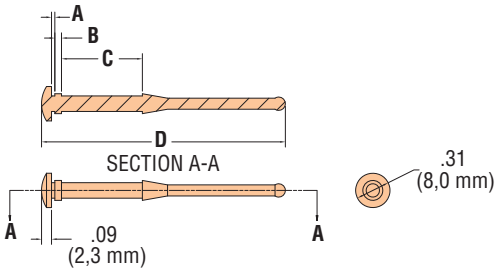

Style 3

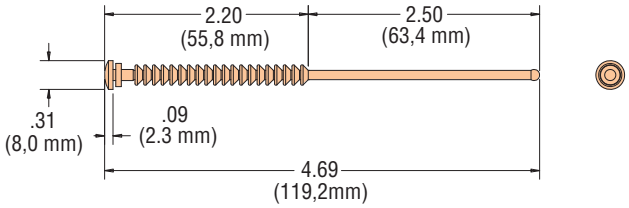

Style 4

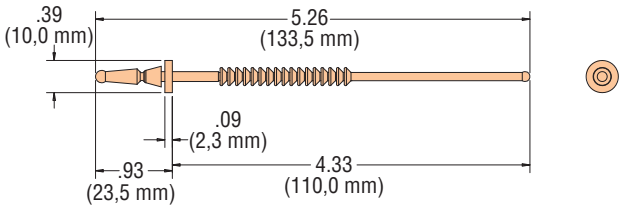

Style 5

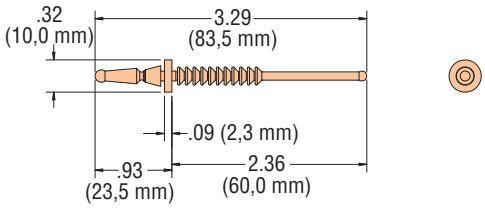

Style 6

"Stay Connected with Heyco" **HEYCaps, Nylon Finishing Plugs & Venting Solutions**

HEYCO

The Strain Reliever™ "Pill Bottle" (PN 9977)

INDICATIONS:

For permanent **relief of strain** associated with not having the solution.

DIRECTIONS:

Remove top and shake out a potential solution. Take one dose each time "**no solution**" symptoms appear. Repeat as needed. This prescription may be refilled at any time because new solutions are constantly being generated.

WARNING:

If strain persists or gets worse, consult your Heyco representative immediately because this could be a sign of a serious problem in need of a Heyco solution!

Request one from your Heyco Distributor, Sales Representative, Business Development Manager, or Customer Service Representative–TODAY!

HEYCO FOR YOUR BUSINESS HEALTH

HEYCO®

DISTRIBUTED BY

ADVANCE

ADVANCECOMPONENTS.COM

972.446.5500